

Edgar Filing: AT&T CORP - Form 425

AT&T CORP  
Form 425  
March 04, 2002

Filed by AT&T Corp.  
Pursuant to Rule 425 under the Securities Act of 1933  
and deemed filed pursuant to Rule 14a-12  
under the Securities Exchange Act of 1934  
Subject Company: AT&T Corp.  
Commission File No. 001-01105

On March 4, 2002, AT&T distributed the  
following information:

(Slide #1)

[AT&T Logo]

Mike Armstrong  
Chairman and CEO

(Slide #2)

Safe Harbor

The following are "forward-looking statements" which are based on management's beliefs as well as on a number of assumptions concerning future events made by and information currently available to management. The audiences are cautioned not to put undue reliance on such forward-looking statements, which are not a guarantee of performance and are subject to a number of uncertainties and other factors, many of which are outside AT&T's control, that could cause actual results to differ materially from such statements. For a more detailed description of the factors that could cause such a difference, please see AT&T's filings with the Securities and Exchange Commission. AT&T disclaims any intention or obligation to update or revise any forward-looking statements, whether as a result of new information, future events or otherwise. This information is presented solely to provide additional information to further understand the results of AT&T.

Additional Information And Where To Find It

On December 19, 2001, AT&T and Comcast agreed to combine AT&T's broadband business with Comcast. In connection with the proposed transactions, AT&T and Comcast will file a joint proxy statement/prospectus with the Securities and Exchange Commission. Investors and security holders are urged to carefully read the joint proxy statement/prospectus regarding the proposed transactions when it becomes available, because it will contain important information. Investors and security holders may obtain a free copy of the joint proxy statement/prospectus (when it is available) and other documents containing information about AT&T and Comcast, without charge, at the SEC's web site at [www.sec.gov](http://www.sec.gov). Free copies of

## Edgar Filing: AT&T CORP - Form 425

AT&T's filings may be obtained by directing a request to AT&T Corp., 295 North Maple Avenue, Basking Ridge, NJ 07920, Attention: Investor Relations. Free copies of Comcast's filings may be obtained by directing a request to Comcast Corporation, 1500 Market Street, Philadelphia, Pennsylvania 19102-2148, Attention: General Counsel.

### Participants In Solicitation

AT&T, Comcast and their respective directors, executive officers and other members of their management and employees may be soliciting proxies from their respective stockholders in connection with the proposed merger. Information concerning AT&T's participants in the solicitation is set forth in AT&T's proxy statement for its annual meeting of stockholders, filed with the SEC on March 30, 2001.

[AT&T Logo]

(Slide #3)

[AT&T Logo]

(Slide #4)

Telecommunications Industry Forces

[AT&T Logo]

AT&T Is Addressing Industry Changes

- Pricing
- Moderating Demand
- Deregulation
- Accounting Issues
- Liquidity
- Constrained Capital
- Substitution

[AT&T Logo]

(Slide #5)

Significant Financial Strength

AT&T Consolidated Net Debt(1)  
(Dollars in Billions)

## Edgar Filing: AT&T CORP - Form 425

YE00 (2) \$56.2B

YE01 \$34.3B

Debt Assumed by  
AT&T Comcast Corp. (~\$17.3B/\$22.3B\*)

AT&T has one of the strongest balance sheets and Debt/EBITDA ratios among our telecom services peers

- (1) Net of monetizations and cash.
- (2) Includes debt from discounted operations.

\* \$22.3B includes AT&T Comcast's assumption of \$5B of Microsoft QUIPS, which are not included in year-end debt numbers presented above.

[AT&T Logo]

(Slide #6)

### AT&T Communications Services

AT&T Business	AT&T Consumer	AT&T Broadband
\$28.0B Revenue	\$15.1B Revenue	\$9.8B Revenue
\$8.4B EBITDA*	\$4.9B EBITDA*	\$2.2B EBITDA*
\$4.4B EBIT*	\$4.7B EBIT*	
> 4 Million Customers	~ 60 Million Customer Relationships	13.6 Million Customers

\*Excluding Other (Expense) Income, Pretax Equity (Losses), Earnings, Business Restructuring and Asset Impairment Charges

(Slide #7)

### AT&T Restructuring Timeline

Following our stated strategy...

[Timeline below showing order of events from year 2001 through end of year 2002]

Edgar Filing: AT&T CORP - Form 425

AT&T Wireless  
Split Off July 2001  
(NYSE: AWE)

Proxy Filing  
First Quarter 2002

Shareholder Vote  
Mid-2002

Consumer Tracker  
Distribution  
Second Half 2002

AT&T Comcast  
Corp. Closing  
By Year End  
2002

AT&T Business  
AT&T Consumer Tracker  
AT&T Comcast

...In line with our original timeframe

[AT&T Logo]

(Slide #8)

AT&T Consumer Services Strategy

Maximize  
Cash Flow

Introducing the AT&T Unlimited Plan  
[Graphic of children playing on personal  
computer]

Increase  
Operating  
Efficiencies

[Graphic of various types of AT&T prepaid  
phone cards]  
AT&T Worldnet service

Broaden  
Service Lines

[Graphic showing types of services offered  
by AT&T - Local Voice Services, Vertical  
Features, Long Distance Services, Internet  
Service Provider, High Speed Data Services]

(Slide #9)

AT&T Business Services Strategy

Edgar Filing: AT&T CORP - Form 425

Scale

Scope [Graphic showing various large brand names]

Depth

Leading Provider to Enterprise Customers

[AT&T Logo]

(Slide #10)

Scaling Our Growth Investments

[Chart showing various transactions]

(Slide #11)

Industry Leader - Customer Satisfaction

Annual survey of 200 medium and large corporate customers ranked AT&T highest in overall satisfaction

Category	#1 Ranking
High Quality Service	[AT&T Logo] AT&T
Most Innovative	[AT&T Logo] AT&T
Most Reliable Service	[AT&T Logo] AT&T
Best Customer Support	[AT&T Logo] AT&T
Best Integrated Voice and Data	[AT&T Logo] AT&T
Best Value for Money	[AT&T Logo] AT&T

Source: Morgan Stanley Telecommunications Services Survey. Based on 5 of respondents that associate attributes with carriers.

(Slide #12)

# Edgar Filing: AT&T CORP - Form 425

The Leading Broadband Provider

[AT&T Broadband Logo]

[Graphic of map of United States]

24.6M homes passed, with 84% of customers in top 25 DMAs

(Slide #13)

## Sustained Growth In Advanced Services

RGU growth of 2.2 million subscribers over the past four quarters

Subscribers in Thousands



Sales and RGU growth focus - Leading the industry in RGU growth

\*Normalized for all closed transactions

(Slide #14)

[Logo] AT&T Broadband

2002 Initiatives

- Customer care
- Plant upgrades

## Edgar Filing: AT&T CORP - Form 425

- Digital Video strategy
- Organization structure
- Cost reduction

(Slide #15)

[AT&T Logo]

(Slide Number 1)

[AT&T Broadband Logo]

Ron Cooper  
Chief Operating Officer  
March 4, 2002

(Slide Number 2)

### Safe Harbor

The following are "forward-looking statements" which are based on management's beliefs as well as on a number of assumptions concerning future events made by and information currently available to management. The audiences are cautioned not to put undue reliance on such forward-looking statements, which are not a guarantee of performance and are subject to a number of uncertainties and other factors, many of which are outside AT&T's control, that could cause actual results to differ materially from such statements. For a more detailed description of the factors that could cause such a difference, please see AT&T's filings with the Securities and Exchange Commission. AT&T disclaims any intention or obligation to update or revise any forward-looking statements, whether as a result of new information, future events or otherwise. This information is presented solely to provide additional information to further understand the results of AT&T.

On December 19, 2001, AT&T and Comcast agreed to combine AT&T's broadband business with Comcast. In connection with the proposed transactions, AT&T and Comcast will file a joint proxy statement/prospectus with the Securities and Exchange Commission. Investors and security holders are urged to carefully read the joint proxy statement/prospectus regarding the proposed transactions when it becomes available, because it will contain important information. Investors and

## Edgar Filing: AT&T CORP - Form 425

security holders may obtain a free copy of the joint proxy statement/prospectus (when it is available) and other documents containing information about AT&T and Comcast, without charge, at the SEC's web site at [www.sec.gov](http://www.sec.gov). Free copies of AT&T's filings may be obtained by directing a request to AT&T Corp., 295 North Maple Avenue, Basking Ridge, NJ 07920, Attention: Investor Relations. Free copies of Comcast's filings may be obtained by directing a request to Comcast Corporation, 1500 Market Street, Philadelphia, Pennsylvania 19102-2148, Attention: General Counsel.

AT&T, Comcast and their respective directors, executive officers and other members of their management and employees may be soliciting proxies from their respective stockholders in connection with the proposed merger. Information concerning AT&T's participants in the solicitation is set forth in AT&T's proxy statement for its annual meeting of stockholders, filed with the SEC on March 30, 2001.

[AT&T Broadband Logo]

(Slide Number 3)

Broadband Update - Implementing our plan

- Positive momentum in the business
  - HSD platform in place for continued growth
  - Telephony expected to reach EBITDA break-even in 1Q02
- 2002 Focus
  - Customer Care
  - Plant upgrades
  - Digital Video strategy
  - Organization structure
  - Cost reduction

[AT&T Broadband Logo]

(Slide Number 4)

Sustained Growth in Advanced Services

RGU growth of 2.2 million subscribers over the past four quarters



Edgar Filing: AT&T CORP - Form 425

Subscribers in thousands



[Chart depicting 58% Increase in RGUs]

Led industry in RGUs per basic subscriber in 2001

Normalized for all closed transactions

[AT&T Broadband Logo]

(Slide Number 5)

- Improved platform for HSD
  - PlatformMigrations
  - @Home migration - 900K subs complete
- Roadrunner migration - 600K subs nearly complete
  - New Network Provides:
    - Improved cost structure
    - Capability to offer Multiple ISPs
    - Flexibility for Tiering
- 1.5 million HSD customers - plan to increase 2002 net adds over 2001 level

New Platform for Continued Growth

[AT&T Broadband Logo]

(Slide Number 6)

## Edgar Filing: AT&T CORP - Form 425

Broadband's Distinctive Value Driver is Telephony

- Over 1 Million subscribers - plan to grow customer additions in 2002
- ARPU grew to nearly \$55
- Telephony expected to break-even in 1Q02
- Overall penetration of 14.8%, 55 communities exceed 25% penetration
- Anticipate significant new marketable homes in 2H02

Delivering a competitive customer alternative

[AT&T Broadband Logo]

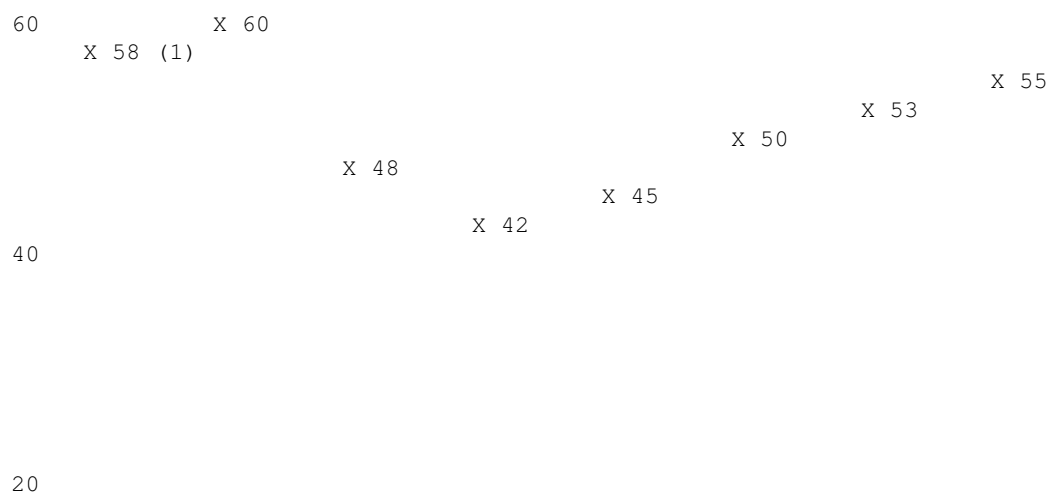
(Slide Number 7)

Telephony Expected to Reach Break-Even in 1Q02

- Product scaling has improved cost structure
  - Process consolidation and streamlining improved centralized costs
  - Operational improvements reduced variable costs

[Chart] 2001 Monthly Revenue/Subscriber (\$)

80

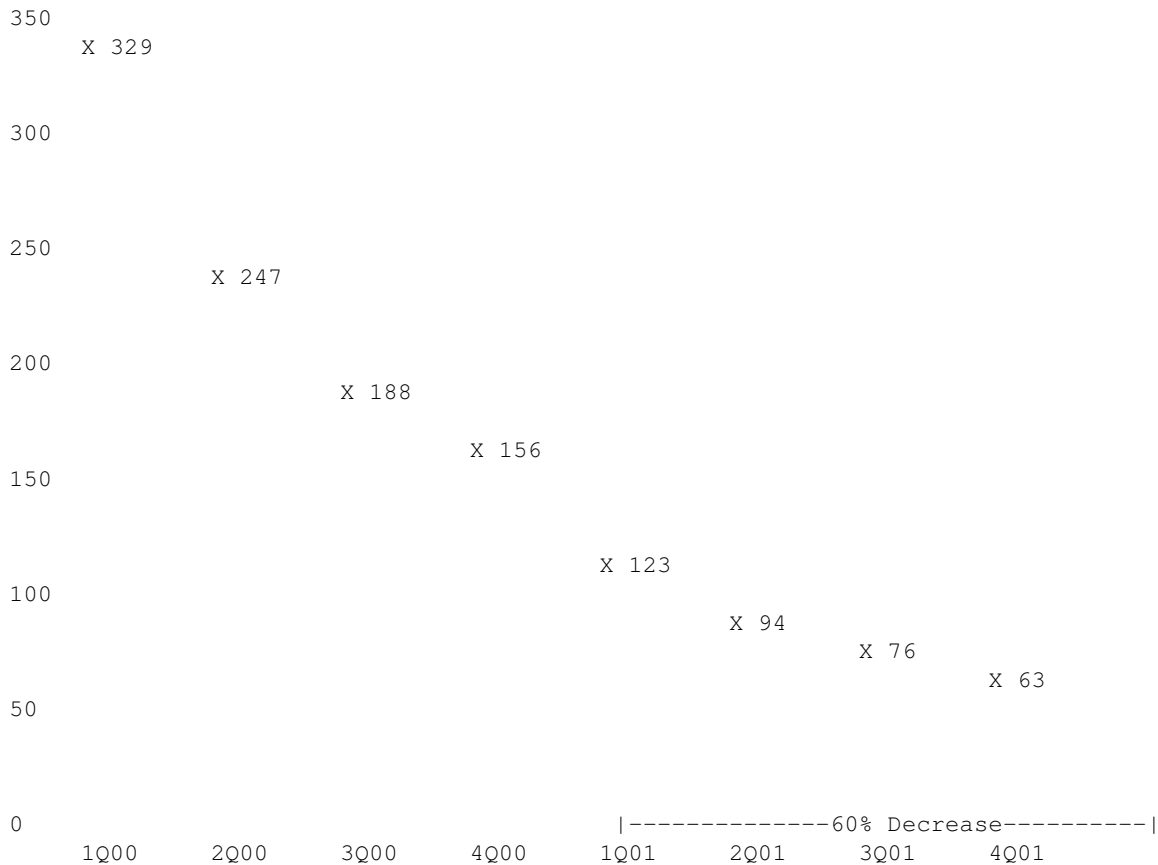


# Edgar Filing: AT&T CORP - Form 425

0 |-----29% increase-----|  
 Q100    Q200    Q300    Q400    1Q01    2Q01    3Q01    4Q01

(1) Adjusted for one-time access revenue allocation. % calculated from 4Q00 to 4Q01.

[Chart] 2001 Monthly Expense/Subscriber (\$)



[AT&T Broadband Logo]

(Slide Number 8)

Telephony Ahead of Original Plan

	Original	Today
Services	(5 yr Plan) (1)	(2.5 yrs into Plan)
-----	-----	-----

## Edgar Filing: AT&T CORP - Form 425

Break Even/Margin	4Q02	1Q02
Penetration	30%	14.8% at 4Q01
ARPU	~ \$50	\$55 at 4Q01
Capex per Customer	\$750	\$650

Telephony is expected to contribute to EBITDA growth in 2002

(1) Announced as of June 1998, at the time of the TCI merger announcement. The starting point for the original plan projections were the first telephony trials, which started in late 1999.

[AT&T Broadband Logo]

(Slide Number 9)

### Customer Care

#### - Actions taken:

- Increased staffing levels
- Increased training

#### - 2002 Objectives:

- Establish sales oriented culture
- Review outsourcing relationships
- Reduce call volumes through e-care, self help, and IVR
- Integrate care across product lines

[AT&T Broadband Logo]

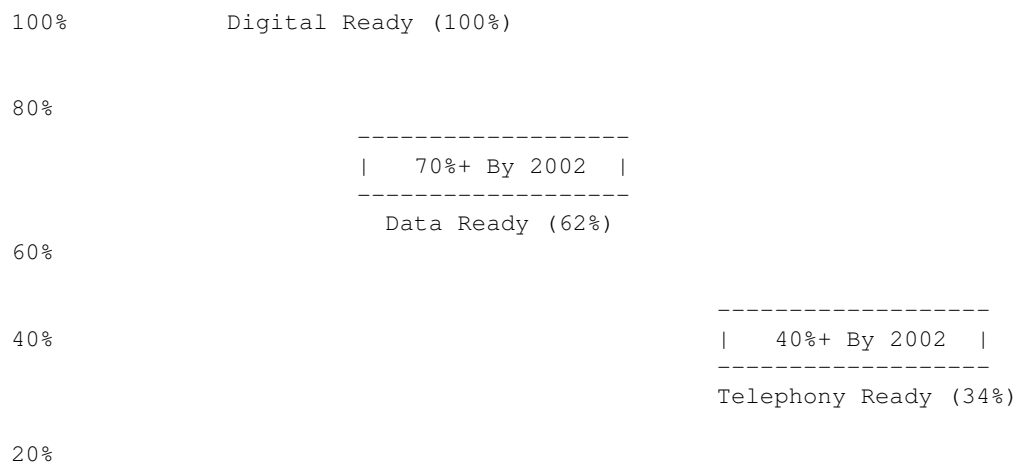
(Slide Number 10)

### Network Upgrades: Full-Service Capable Homes

- Plan is 80% is greater than or equal to 550 MHz by YE02
- Plan is 70% is greater than or equal to 750 MHz by YE02

## Edgar Filing: AT&T CORP - Form 425

- Over \$1B budgeted for rebuild/upgrade in 2002




Note: Dotted line indicates YE 2002 estimate.

[AT&T Broadband Logo]

(Slide Number 11)

### Improve Digital Performance

- 3.5 million Digital subscribers....26% penetration
- Re-packaging Digital offer for new customers in 2002
- Expect an increase in Digital profitability



## Edgar Filing: AT&T CORP - Form 425

Dallas      Denver      SLC                      Boston      LA      Florida

[AT&T Broadband Logo]

(Slide Number 12)

### Organization, Staffing and Accountability

- Organizational and operational changes
  - Implemented strong leadership in the markets
  - Aligned organizational goals and objectives
  - Decentralized functions to better serve the customer
- Restructuring charge in 1Q02
  - Decentralization....HQ downsizing
  - \$50M - \$100M charge

Entrepreneurial, Customer Focused, and Accountable

[AT&T Broadband Logo]

(Slide Number 13)

### Summary

- Clear path for 2002
- Measures already taken to...
  - Establish simple, clear decision-making
  - Accelerate plant upgrades
  - Repackage and re-price Digital Video product
  - Increase customer satisfaction
  - Improve financial performance

[AT&T Broadband Logo]