

GOODYEAR TIRE & RUBBER CO /OH/  
Form DEF 14A  
March 09, 2018  
Table of Contents

**UNITED STATES**  
**SECURITIES AND EXCHANGE COMMISSION**  
**Washington, D.C. 20549**

**SCHEDULE 14A**  
**Proxy Statement Pursuant to Section 14(a) of the**  
**Securities Exchange Act of 1934**  
**(Amendment No. \_\_ )**

Filed by the Registrant

Filed by a Party other than the Registrant

Check the appropriate box:

Preliminary Proxy Statement

**Confidential, for Use of the Commission Only (as permitted by Rule 14a-6(e)(2))**

Definitive Proxy Statement

Definitive Additional Materials

Soliciting Material Pursuant to §240.14a-12

**THE GOODYEAR TIRE & RUBBER COMPANY**

(Name of Registrant as Specified In Its Charter)

**(Name of Person(s) Filing Proxy Statement, if other than the Registrant)**

Payment of Filing Fee (Check the appropriate box):

No fee required.

Fee computed on table below per Exchange Act Rules 14a-6(i)(1) and 0-11.

(1) Title of each class of securities to which the transaction applies:

(2) Aggregate number of securities to which the transaction applies:

(3) Per unit price or other underlying value of the transaction computed pursuant to Exchange Act Rule 0-11 (set forth the amount on which the filing fee is calculated and state how it was determined):

(4) Proposed maximum aggregate value of the transaction:

(5) Total fee paid:

Fee paid previously with preliminary materials.

Check box if any part of the fee is offset as provided by Exchange Act Rule 0-11(a)(2) and identify the filing for which the offsetting fee was paid previously. Identify the previous filing by registration statement number, or the Form or Schedule and the date of its filing.

(1) Amount Previously Paid:

(2) Form, Schedule or Registration Statement No.:

(3) Filing Party:

(4) Date Filed:



**Table of Contents**

**Table of Contents**

**Table of Contents**

**March 9, 2018**

Dear Fellow Goodyear Shareholder,

Thank you for your continued investment in Goodyear. I and the rest of the Board invite you to attend the 2018 Annual Meeting of Shareholders.

This year's proxy statement reflects our continued focus on our strategy, an engaged and effective Board, transparent corporate governance and executive compensation structures, and regular communication with our shareholders.

**OUR PERFORMANCE IN 2017**

We delivered net income of \$346 million, which was impacted by a one-time, non-cash charge of \$299 million due to U.S. tax reform, and segment operating income of over \$1.5 billion in 2017. Our performance fell short of our goals due to higher raw material costs and weak demand in many of our key markets, despite favorable trends in miles driven, gasoline prices and unemployment.

We ended the year with a strong recovery in unit volumes in the fourth quarter of 2017. I was particularly pleased with our performance in 17-inch and greater rim size segments of the industry, where we grew almost double the rate of that segment of the overall consumer replacement market. I am confident in our ability to build on that momentum in the year ahead.

**OUR STRATEGY**

We remain committed to our strategy which focuses on capturing profitable growth in attractive market segments, mastering increasing complexity and connecting effectively with consumers. Our strategy is designed to take advantage of the long-term trends shaping our industry, particularly in the larger rim size segment of the market. This is where Goodyear can add value with our innovation leadership, award-winning products, strong global brand, aligned retail and distribution network, and all the other capabilities that we bring to bear in the marketplace. The combination of these elements drives value for our customers and consumers and is where Goodyear continues to demonstrate its competitive advantage.

We have continued to execute against our strategy, and we have positioned the company in the right way for the long term. As a result, I continue to be optimistic about the opportunities for growth.

There certainly will be obstacles to overcome as we pursue our objectives, but we remain confident in our ability to address these challenges as they arise and we remain committed to creating sustainable economic value for our company and our shareholders.

On behalf of our Board of Directors, thank you for your continued support. We look forward to welcoming you at our annual meeting.

Sincerely,

Richard J. Kramer

Chairman of the Board,

Chief Executive Officer and President



**Table of Contents**

**March 9, 2018**

Dear Fellow Goodyear Shareholder,

I am honored and proud to serve as Goodyear's independent Lead Director. At Goodyear, sound corporate governance is an integral part of the way we do business.

**BOARD CONTRIBUTION TO STRATEGY AND PERFORMANCE**

Our Board of Directors is comprised of committed, qualified individuals who bring a wealth of operating experience and a diversity of perspectives to their roles as the stewards of our Company and your investment in Goodyear. The continued strong independent leadership and oversight capabilities of our Board of Directors have been crucial over the past few years. In my role as independent Lead Director, I am empowered to provide independent leadership for our Board and am fully committed to fulfilling those responsibilities on your behalf.

In particular, our directors' deep and diverse skill sets and thought leadership have been an invaluable resource to me, our Chairman and the Goodyear management team in establishing our long-term business strategy and in executing on that strategy. As your independent Lead Director, I am grateful to work with such capable and dedicated individuals in the pursuit of long-term shareholder value creation. I encourage you to support each of the Board's nominees on this year's ballot.

**COMMITMENT TO CONTINUED ENGAGEMENT WITH OUR SHAREHOLDERS**

Our Board of Directors values the feedback and insights gained from frequent engagement with our shareholders. In 2017, our Chairman and I met with several of our largest shareholders to discuss the strong operating performance delivered by the Company over the past several years, the challenging industry dynamics we faced in 2017, how our strategy will enable us to drive future growth in our business, and the Board's role in overseeing that strategy. We also discussed the composition and evaluation process of the Board, our commitment to aligning pay with performance, and our sound corporate governance and corporate responsibility practices. We remain committed to including our shareholders' perspectives in boardroom discussions, and we believe that regular engagement

with our shareholders is necessary in order to ensure thoughtful and informed consideration of your views on matters of importance to our business.

**EXECUTIVE COMPENSATION**

We did not meet the goals that we set out at the beginning of 2017 in our operating plan and our incentive compensation plans due to the challenging global industry conditions we faced throughout the year. As described in further detail in the Compensation Discussion and Analysis section of this Proxy Statement, we believe that our incentive compensation plans this year offered tangible proof of our commitment to structure an executive compensation program that pays for performance—as the payouts under those plans were significantly lower, commensurate with our financial and stock price performance.

**CORPORATE RESPONSIBILITY**

Goodyear has an industry-leading corporate responsibility program that directly supports our strategy and benefits our shareholders and other key constituencies, such as our associates, customers and communities. The Board's Committee on Corporate Responsibility and Compliance oversees that program.

I appreciate your ongoing confidence in Goodyear and the Board of Directors. We remain committed to serving your interests, and we appreciate the opportunity to serve Goodyear on your behalf.

Sincerely,

W. Alan McCollough

Independent Lead Director

**Table of Contents**

**NOTICE OF 2018 ANNUAL MEETING OF SHAREHOLDERS AND PROXY STATEMENT**

**To the shareholders:**

**Location:**

The 2018 Annual Meeting of Shareholders of The Goodyear Tire & Rubber Company, an Ohio corporation ( Goodyear, Company, we, our 3180 West Market Street ) will be held at the Hilton Akron/Fairlawn, 3180 West Market Street, Akron, Ohio, on Monday, April 9, 2018 at 4:30 p.m., Akron Time, for the following purposes (the Annual Meeting ):

Hilton Akron/Fairlawn  
3180 West Market Street  
Akron, Ohio

**Time & Date:**

To elect the twelve members of the Board of Directors named in the Proxy Statement to serve one-year terms expiring at the 2019 Annual Meeting of Shareholders (Proposal 1);

Monday, April 9, 2018 at 4:30 p.m.,  
Akron Time

To consider and approve an advisory resolution regarding the compensation of our named executive officers (Proposal 2);

The Board of Directors fixed the close of business on February 15, 2018 as the record date for determining shareholders entitled to notice of, and to vote at, the 2018 Annual Meeting. Only holders of record of shares of common stock, without par value, of Goodyear ( Common Stock ) at the close of business on February 15, 2018 will be entitled to vote at the 2018 Annual Meeting and adjournments, if any, thereof.

To consider and approve a proposal to ratify the appointment of PricewaterhouseCoopers LLP as our independent registered public accounting firm for 2018 (Proposal 3); and

To act upon such other matters and to transact such other business as may properly come before the meeting or any adjournments thereof.

If you are not able to attend in person, we hope that you will vote by proxy.

These proxy materials contain detailed information about the matters on which we are asking you to vote. Please read the materials thoroughly and vote in accordance with the Board's recommendations. Your vote is very important to us.


March 9, 2018

By order of the Board of Directors

David L. Bialosky, Secretary

Please vote via the internet or by telephone or complete, date and sign your Proxy and return it promptly in the enclosed envelope

**Table of Contents**



**PROXY STATEMENT SUMMARY**

This summary is an overview of information that you will find elsewhere in this proxy statement. This summary does not contain all of the information that you should consider, and you should read the entire proxy statement carefully before voting.

**Proposals and Board Recommendations**

	Board's Voting Recommendation	Page Reference
Proposal		
<b>1. Election of Directors</b>	FOR each Nominee	12
<b>2. Advisory Vote on Executive Compensation</b>	FOR	19
<b>3. Ratification of Appointment of Independent Registered Public Accounting Firm</b>	FOR	75

**2017 Business Performance Highlights**

We experienced challenging global industry conditions, and our performance fell short of our goals, in 2017 due to higher raw material costs and increased price competition. We also saw weak demand in many of our key markets, despite favorable trends in miles driven, gasoline prices and unemployment. We ended the year with a strong recovery in unit volumes in the fourth quarter of 2017. In 2017, we also successfully launched many new products, thereby keeping our product portfolio refreshed, and successfully executed on our cost savings initiatives.

We remain committed to our strategy which is aimed at capturing profitable growth in attractive market segments, particularly in 17-inch and above rim size tires, mastering increasing complexity and turning that into a competitive advantage, and connecting with consumers through our aligned distribution network of distributors and dealers.

[Table of Contents](#)

**PROXY SUMMARY**

In order to drive this future growth and address the challenging industry environment, we remain focused on:

Developing innovative products and services that anticipate and respond to the needs of consumers;  
Building the value of our brand, helping our customers win in their markets, and becoming consumers preferred choice; and

Improving our manufacturing efficiency and creating an advantaged supply chain focused on reducing our total delivered costs, optimizing working capital levels and delivering best in industry customer service.

Our strategy is designed to take advantage of the long-term trends shaping our industry, particularly in the larger rim size segment of the market.

In February 2018, we provided investors with our financial targets for 2018 and beyond. We also announced our 2018-2020 capital allocation plan that provides for growth capital expenditures of \$700 million to \$900 million, restructuring payments of approximately \$400 million, debt repayments of \$400 million to \$600 million and, subject to our performance, common stock dividends and share repurchases of \$1.5 billion to \$2.0 billion. We also increased the quarterly cash dividend on our common stock by 40%, from \$0.10 per share to \$0.14 per share, beginning with the December 1, 2017 payment date.

[Shareholder Engagement](#)

We believe that it is important for us to communicate regularly with shareholders regarding areas of interest or concern. Over the last several years, in addition to our day-to-day interactions regarding our financial performance, we have enhanced our shareholder engagement program to include an annual outreach that is focused on our long-term business strategy, executive compensation, corporate governance, corporate responsibility and other topics suggested by our shareholders. This annual outreach helps to ensure that our shareholders are heard and able to communicate directly with us on these important matters.

As part of our 2017 annual outreach, we requested the opportunity to meet with approximately 60% of our shareholders and we ultimately engaged with shareholders representing over 50% of our outstanding Common Stock as of September 30, 2017. In 2017, our Lead Director and our Chairman met with several of our largest shareholders to provide a direct line of communication between our shareholders and the Board of Directors. Specifically, our outreach meetings this year gave us the chance to highlight the strong operating performance delivered by the Company over the past several years, the challenging industry dynamics we faced in 2017, how our strategy will enable us to drive future growth in our business, and the Board's role in overseeing that strategy. We also discussed the composition and evaluation process of the Board, our commitment to aligning pay with performance, and our sound executive compensation, corporate governance and corporate responsibility practices.

[Executive Compensation Highlights](#)

Our executive compensation program is designed to support achievement of our business objectives and to serve the long-term interests of our shareholders. Our executive compensation is strongly aligned to company performance and

measurable financial metrics, thereby aligning management's interests with our shareholders' interests and driving increased shareholder value.



**Table of Contents**

**PROXY SUMMARY**

The payouts under our incentive compensation plans this year were strongly aligned with our financial and stock price performance demonstrating our commitment to structure an executive compensation program that pays for performance as the payouts under those plans were significantly lower than in prior years.

Our CEO's actual payouts under our annual incentive plan over the past three years are aligned with our EBIT and Free Cash Flow from Operations performance over those periods, as shown in the graphic below. For 2017, the payout for overall company performance under our annual incentive plans was calculated to be 26% of target. However, in light of the Company's financial performance, Mr. Kramer recommended that he and the other officers not receive any payout under the annual incentive plan. The Compensation Committee agreed with his recommendation and reduced the annual incentive plan payouts for all of the officers to zero. In 2017, our relative total shareholder return, or TSR, modifier reduced the payouts for our 2015-2017 performance cycle by 10% as well.

**CEO annual incentive payout**

For 2017, our financial metrics were:

Incentive Program	Financial Metrics	Weighting
<b>ANNUAL INCENTIVES</b>	<b>Annual Performance Plan</b>	EBIT <b>40%</b>
		Free Cash Flow from Operations <b>40%</b>
		Operating Drivers <b>20%</b>
<b>Performance-Based Awards</b>	Net Income	<b>50%</b>

*(Paid out in Equity and Cash)*

Cash Flow Return on Capital

**50%**

LONG-TERM

AWARDS

**Stock Options**

Table of Contents

**PROXY SUMMARY**

THE COMPENSATION COMMITTEE HAS ADOPTED A NUMBER OF BEST PRACTICES THAT ARE CONSISTENT WITH OUR PERFORMANCE-BASED COMPENSATION PHILOSOPHY:

Use of diversified financial metrics in our annual and long-term plans that are closely tied to our long-term strategy, along with a relative TSR modifier on all long-term performance-based awards

Robust stockholding guidelines for officers and directors, including stock retention provisions following the exercise of stock options or the vesting of other stock-based awards

No dividends or dividend equivalents on unearned performance-based equity awards

Hedging and pledging of our Common Stock by officers, directors and employees is prohibited

No repricing of options without shareholder approval

Robust clawback policy in place

No pension credit for newly hired executives to make up for service at prior employers

Compensation Committee consists only of independent Board members

Double-trigger change-in-control provisions in our change-in-control plan and our equity compensation plans, and no walk-away rights

Engaged a leading independent compensation consultant to assist the Compensation Committee and Board in determining executive and director compensation and evaluating program design

No gross-ups in our change-in-control plan or for perquisites  
Our Board of Directors

OUR BOARD IS COMPRISED OF COMMITTED, QUALIFIED INDIVIDUALS WITH A DIVERSE AND COMPLEMENTARY BLEND OF SKILLS, BUSINESS AND PERSONAL EXPERIENCES, BACKGROUNDS AND EXPERTISE, INCLUDING THE FOLLOWING:

Senior leadership experience

Leadership development expertise

Global perspective

Legal, regulatory and government experience

Marketing and branded consumer product experience

Corporate governance, responsibility and compliance experience

Operational and manufacturing experience

Finance, accounting and financial reporting expertise

These collective attributes enable the Board to exercise appropriate oversight of management and pursue long-term, sustainable shareholder value creation by providing strategic input on the development, and oversight of the implementation, of our long-term strategy.

Our Board is also committed to periodic and thoughtful Board refreshment.

Table of Contents

**PROXY SUMMARY**

Corporate Governance Highlights

WE HAVE AN ABIDING COMMITMENT TO GOOD GOVERNANCE, AS ILLUSTRATED BY THE FOLLOWING PRACTICES:

Annually elected directors; no classified board

Proxy access available to 3 year, 3% shareholders for up to 20% of Board

Majority voting for the election of directors with a resignation policy

Overboarding policy in place for directors

Lead independent director with clear, robust responsibilities

No poison pill in place

100% independent audit, compensation and nominating committees

Shareholders have the right to call a special meeting at 25%

Regular executive sessions of the independent directors

Clear and robust corporate governance guidelines

Conduct annual Board and Committee evaluations, including periodic use of a third-party facilitator

Maintain an industry-leading corporate responsibility program with Board oversight

Spotlight on Board Evaluation Process

The Board believes that a strong and constructive evaluation process is an important component of good corporate governance and helps to promote Board effectiveness. Our annual evaluation process, which is led by our Lead

Director and the Governance Committee, is focused on three components: (1) the Board, (2) Board committees and (3) individual directors.

The Governance Committee periodically reviews the format of our evaluation process to ensure that it remains robust and relevant. Our current process involves an annual self-evaluation by the Board and each Committee and a review of each director's service on the Board prior to nomination for re-election. We periodically use a third-party facilitator to assist in conducting the Board evaluation in order to receive fresh perspectives on Board effectiveness and corporate governance practices and to encourage candor in the evaluation process.

Our evaluations have led to changes designed to increase Board effectiveness and efficiency. For example, during 2017, we took the following steps as a direct result of our most recent evaluation process:

- Increased opportunities for director exposure to high-potential executives and provided the full Board with reports on our diversity and inclusion initiatives, both to support succession planning activities.
- Provided further educational opportunities, particularly external perspectives on emerging trends, such as the new mobility ecosystem, that directly impact Goodyear's strategy.
- Expanded the scope of responsibilities of the Committee on Corporate Responsibility and Compliance to include product technology and innovation due to its importance to Goodyear's strategy.

**Table of Contents**

**TABLE OF CONTENTS**

**Notice Of 2018 Annual Meeting of Shareholders and Proxy Statement**

**01 Corporate Governance Principles and Board Matters**

02 Board Leadership Structure

03 Board's Role in Risk Oversight

05 Consideration of Director Nominees

05 Director Selection Guidelines

05 Identifying and Evaluating Nominees for Director

06 Board Structure and Committee Composition

07 Audit Committee

07 Compensation Committee

08 Committee on Corporate Responsibility and Compliance

09 Finance Committee

09 Governance Committee

09	<u>Executive Committee</u>
10	<u>Corporate Responsibility</u>
11	<u>Communications with the Board</u>
11	<u>Board Independence</u>
<b>12</b>	<b><u>Proposal 1 Election of Directors</u></b>
<b>19</b>	<b><u>Proposal 2 Advisory Vote to Approve the Compensation of Our Named Executive Officers</u></b>
<b>20</b>	<b><u>Compensation Discussion and Analysis</u></b>
20	<u>Introduction</u>
20	<u>CD&amp;A Table of Contents</u>
21	<u>Executive Summary</u>
27	<u>Compensation Philosophy</u>
27	<u>Components of Executive Compensation</u>
29	<u>Compensation Decision-Making</u>
31	<u>Role of Compensation Consultant</u>
31	<u>Peer Group Benchmarking of Primary Compensation</u>
32	<u>Target Setting</u>
34	<u>Annual Compensation</u>



37	<u>Long-Term Compensation</u>
43	<u>Retirement and Other Benefits</u>
46	<u>Compensation Policies and Practices</u>
<b>48</b>	<b><u>Compensation Committee Report</u></b>
<b>49</b>	<b><u>Executive Compensation</u></b>
49	<u>Summary Compensation Table</u>
51	<u>Summary of Realized Pay Earned by Our Chief Executive Officer for 2015, 2016 and 2017</u>
52	<u>Grants of Plan-Based Awards</u>
54	<u>Outstanding Equity Awards at Fiscal Year-End</u>
56	<u>Option Exercises and Stock Vested</u>
56	<u>Defined Contribution Plan Benefits</u>
56	<u>Pension Benefits</u>
60	<u>Nonqualified Deferred Compensation</u>
61	<u>Potential Payments Upon Termination or Change-in-Control</u>
67	<u>Director Compensation Table</u>
69	<u>Risks Related to Compensation Policies and Practices</u>
69	<u>Pay Ratio</u>

70	<b><u>Beneficial Ownership of Common Stock</u></b>
72	<b><u>Section 16(a) Beneficial Ownership Reporting Compliance</u></b>
72	<b><u>Related Person Transactions</u></b>
73	<b><u>Principal Accountant Fees and Services</u></b>
74	<b><u>Report of the Audit Committee</u></b>
75	<b><u>Proposal 3 Ratification of Appointment of Independent Registered Public Accounting Firm</u></b>
76	<b><u>General Information</u></b>
76	<u>Shares Voting</u>
76	<u>Vote Required</u>
77	<u>Adjourned Meeting</u>
77	<u>Voting Shares Held in Street Name</u>

**Table of Contents**

**TABLE OF CONTENTS**

78	<u>Savings Plan Shares</u>
78	<u>Voting of Proxy</u>
79	<u>Revocability of Proxy</u>
79	<u>Confidentiality</u>
79	<u>Shareholders Sharing The Same Address</u>
80	<u>Form 10-K</u>
80	<u>Costs of Solicitation</u>
80	<u>Submission of Shareholder Proposals and Nominations</u>
81	<u>Other Business</u>

**USE OF NON-GAAP FINANCIAL MEASURES**

For additional information regarding segment operating income, a non-GAAP financial measure, including reconciliations to the most directly comparable GAAP financial measure, see Exhibit A to this Proxy Statement.

**Table of Contents**

**CORPORATE GOVERNANCE**

**PRINCIPLES AND BOARD MATTERS**

Goodyear is committed to having sound corporate governance principles. Having such principles is essential to running Goodyear's business efficiently and to maintaining Goodyear's integrity in the marketplace. Goodyear's Corporate Governance Guidelines, Business Conduct Manual, Board of Directors and Executive Officers Conflict of Interest Policy and charters for each of the Audit, Compensation, Corporate Responsibility and Compliance, Finance, and Governance Committees are available at <https://corporate.goodyear.com/en-US/investors/governance/documents-charters.html>. Please note, however, that information contained on the website is not incorporated by reference in this Proxy Statement or considered to be a part of this document. A copy of the committee charters and corporate governance policies may also be obtained upon request to the Goodyear Investor Relations Department.

**CURRENT COMMITTEE MEMBERSHIP AND MEETINGS HELD DURING 2017**

	Committees						
	Independent	Audit	Compensation	Corporate Responsibility & Compliance	Finance	Governance	Executive
Mr. Conaty			MEMBER			MEMBER	
Mr. Firestone		MEMBER			CHAIR		MEMBER

Mr. Geissler	MEMBER	CHAIR		MEMBER
Mr. Hellman	CHAIR		MEMBER	MEMBER
Ms. Koellner	MEMBER		MEMBER	
Mr. Kramer				MEMBER
Mr. McCollough <i>Lead Director</i>		MEMBER	MEMBER	CHAIR
Mr. McGlade		CHAIR	MEMBER	MEMBER
Mr. Morell	MEMBER		MEMBER	
Mr. Palmore			MEMBER	CHAIR
				MEMBER

Ms. Streeter		MEMBER						MEMBER	
Mr. Weidemeyer			MEMBER	MEMBER					
Mr. Wessel			MEMBER						
Number of Meetings in 2017	6	5	3	3	4	0			

Table of Contents

**CORPORATE GOVERNANCE PRINCIPLES AND BOARD MATTERS**  
Board Leadership Structure

Board Leadership Structure

Mr. Kramer serves as our Chairman of the Board, Chief Executive Officer and President and Mr. McCollough was elected by the independent members of the Board to serve as our independent Lead Director. The Board believes that the current Board leadership structure is the most appropriate for the Company and its shareholders at this time.

In order to ensure that the independent and non-management members of the Board maintain proper oversight of management on behalf of our shareholders, the Board has an independent Lead Director who is elected annually by the independent members of the Board. The election of a Lead Director by the independent members of the Board demonstrates the Board's continuing commitment to strong corporate governance, Board independence and the importance of the role of Lead Director.

Currently, the Board believes that having Mr. Kramer serve as Chairman best positions the Company to compete successfully and advance our shareholders' interests. His extensive knowledge of the Company and the tire industry, gained through 18 years of experience in positions of increasing authority including Chief Financial Officer and President, North America, is valuable to the Board in his role as Chairman. Mr. Kramer has provided strong and open leadership of the Board as the Company executes its strategy in a highly competitive industry that continues to be challenged by volatile global economic conditions. The current combination of the Chairman and CEO roles enhances the Company's ability to coordinate the development, articulation and execution of a unified strategy at both the Board and management levels. The Board also believes that having Mr. Kramer serve as Chairman and CEO has facilitated the flow of information to, and discussion among, members of the Board regarding the Company's business.

The Governance Committee believes that Mr. McCollough is highly qualified to serve as our Lead Director and that he provides strong leadership of the independent and non-management directors and diligently fulfills his duties as Lead Director.

LEAD DIRECTOR DUTIES

Preside at all meetings of the Board at which the Chairman is not present, including executive sessions of the independent directors

Call meetings or executive sessions of the independent directors, and coordinate, develop the agenda for and preside at those meetings or sessions

Serve as liaison between the Chairman and the independent directors

Approve the schedule of Board meetings to ensure that there is sufficient time for discussion of all agenda items and advise the Chairman on the same

Approve all information sent to the Board, including meeting agendas, and advise the Chairman on such matters, and may specifically request the inclusion of information

Interview, along with the Chairman of the Governance Committee, all Board candidates and make recommendations to the Governance Committee and the Board

Discuss with the Governance Committee and the Chairman the membership of Board committees and the selection of committee chairs

Evaluate, together with the Compensation Committee, the Chairman and CEO's performance, and meet with the Chairman and CEO to discuss that evaluation

Assist the Governance Committee in connection with the annual Board and committee evaluation process, and address any issues regarding director performance

If requested by major shareholders, ensure that he or she is available for consultation and direct communication in appropriate circumstances



Table of Contents

**CORPORATE GOVERNANCE PRINCIPLES AND BOARD MATTERS**  
Board Leadership Structure

Additional duties of our independent Lead Director are set forth in Annex II to our Corporate Governance Guidelines.

In addition to the clearly-delineated and comprehensive oversight responsibilities of our Lead Director, the independent directors have ample opportunity to, and regularly do, assess the performance of the CEO and provide meaningful direction to him. The Board has strong, independent oversight of management:

85% of the Company's directors are independent;

All members of the Audit, Compensation and Governance Committees are independent directors;

Committee Chairs, all of whom are independent, approve agendas for their committee meetings;

Board and Committee agendas are prepared based on discussions with all directors and recommendations from management, and all directors are encouraged to request agenda items, additional information and/or modifications to schedules as they deem appropriate; and

The Board holds executive sessions of the independent directors at each Board meeting that are led by the Lead Director.

The Board's policy is that, especially in our changing and challenging environment, it must retain the flexibility to determine the most effective Board leadership structure at any particular point in time. As a result, the Board has the responsibility to establish our leadership structure, including in connection with any CEO succession. Some of the factors that the Board has considered, and may consider in the future, in combining or separating the Chairman and CEO roles, include:

The respective responsibilities of the Lead Director, the Chairman of the Board and the CEO;

The effectiveness of the current Board leadership structure, including the Board's assessment of the performance of the Chairman and CEO and the Lead Director and whether the Board is maintaining strong, independent oversight of management;

Shareholder views on our Board leadership structure;

The Company's operating and financial performance, including the potential impact of particular leadership structures on the Company's performance;

The ability to attract or retain well-qualified candidates for the positions of CEO, Chairman of the Board and Lead Director;

Practices at other similarly situated U.S. public companies; and

Legislative and regulatory developments.

### Board's Role in Risk Oversight

Management continually monitors the material risks facing the Company, including competitive, financial (accounting, liquidity and tax), legal, regulatory, operational and strategic risks. The Board as a whole has responsibility for oversight of management's identification and management of, and planning for, those risks. Reviews of certain areas are conducted by relevant Board Committees that report their deliberations to the Board.

Table of Contents

**CORPORATE GOVERNANCE PRINCIPLES AND BOARD MATTERS**  
Board's Role in Risk Oversight

The Board and its Committees oversee risks associated with their principal areas of focus, as summarized below. The Board and its Committees exercise their risk oversight function by carefully evaluating the reports they receive from management and by making inquiries of management with respect to areas of particular interest to the Board. Board oversight of risk is enhanced by the fact that the Lead Director and Chairman attend virtually all Committee meetings and that Committee reports are provided to the full Board following each Committee meeting. We believe that our leadership structure also enhances the Board's risk oversight function since our Lead Director regularly discusses the material risks facing the Company with management. The Chairman is also expected to report candidly to his fellow directors on his assessment of the material risks we face, based upon the information he receives as part of his management responsibilities. Both the Lead Director and the Chairman are well-equipped to lead Board discussions on risk issues.

**BOARD/COMMITTEE AREAS OF RISK OVERSIGHT**

**Full Board**

Strategic, financial and execution risk associated with the annual operating plan and strategic plan (including allocation of capital investments);

Major litigation and regulatory matters;

Acquisitions and divestitures;

Diversity and inclusion; and

Management succession planning.

<b>Audit Committee</b>	Risks associated with financial matters, particularly financial reporting, accounting and disclosure and internal controls, and risks associated with information technology and cybersecurity.
<b>Compensation Committee</b>	Risks associated with the establishment and administration of executive compensation, incentive compensation programs, and performance management of officers.
<b>Governance Committee</b>	Risks associated with Board effectiveness and organization, corporate governance matters, and director succession planning.
<b>Finance Committee</b>	Risks associated with liquidity, pension plans (including investment performance, asset allocation and funded status), taxes, currency and interest rate exposures, and insurance strategies.
<b>Committee on Corporate Responsibility and Compliance</b>	Risks associated with health, safety and the environment, sustainability, product quality, technology and innovation, and the Company's legal and ethical compliance program.

Table of Contents

**CORPORATE GOVERNANCE PRINCIPLES AND BOARD MATTERS**  
Consideration of Director Nominees

Consideration of Director Nominees

The Governance Committee will consider properly submitted shareholder nominations of candidates for membership on the Board as described below under Identifying and Evaluating Nominees for Director. In evaluating nominations, the Governance Committee seeks to address the criteria described below under Director Selection Guidelines.

Any shareholder desiring to submit a proposed candidate for consideration by the Governance Committee should send the name of the proposed candidate, together with biographical data and background information concerning the candidate, to the Office of the Secretary, The Goodyear Tire & Rubber Company, 200 Innovation Way, Akron, Ohio 44316-0001.

Director Selection Guidelines

The Board of Directors has approved guidelines for selecting directors as part of our Corporate Governance Guidelines. Criteria considered in the selection of directors include:

Personal qualities and characteristics, including the highest personal and professional integrity, sound judgment, and reputation in the business community or a record of public service;

Substantial business experience or professional expertise and a record of accomplishments;

Experience and stature necessary to be highly effective, working with other members of the Board, in serving the long-term interests of shareholders;

Ability and willingness to devote sufficient time to the affairs of the Board and the Company and to carry out their duties effectively;

The needs of the Company at the time of nomination to the Board and the fit of a particular individual's skills and personality with those of the other directors in building a Board that is effective and responsive to the needs of the Company;

Diverse business experience, substantive expertise, skills and background, as well as diversity in personal characteristics, such as age, gender and ethnicity; and

Ability to satisfy Goodyear's and The Nasdaq Stock Market's independence standards.

#### Identifying and Evaluating Nominees for Director

The Governance Committee is responsible for identifying, screening and recommending persons for nomination to the Board. The Governance Committee considers candidates for Board membership suggested by its members and other Board members, as well as management and shareholders. On occasion, the Committee also retains third-party executive search firms to identify candidates. In addition, under our prior master labor agreement with the United Steelworkers (the "USW"), the USW had the right to nominate a candidate for consideration for membership on the Board. Mr. Wessel, who became a director in December 2005, was identified and recommended by the USW.

Table of Contents

**CORPORATE GOVERNANCE PRINCIPLES AND BOARD MATTERS**  
Identifying and Evaluating Nominees for Director

Once a prospective nominee has been identified, the Committee makes an initial determination on whether to conduct a full evaluation of the candidate. This initial determination is based on whatever information is provided to the Committee with the recommendation of the prospective candidate, as well as the Committee's own knowledge of the prospective candidate, which may be supplemented by inquiries to the person making the recommendation or others. The preliminary determination is based primarily on the need for additional Board members and the likelihood that the prospective nominee can satisfy the director selection guidelines described above. If the Committee determines, in consultation with the Chairman of the Board, the Lead Director and other Board members as appropriate, that additional consideration is warranted, it may request a third-party search firm to gather additional information about the prospective nominee's background and experience and to report its findings to the Committee. The Committee then evaluates the prospective nominee against the standards and qualifications set out in Goodyear's director selection guidelines. The Committee also considers such other relevant factors as it deems appropriate, including the balance of management and independent directors and the evaluations of other prospective nominees. As described above under Director Selection Guidelines, diversity is among the many factors that the Committee considers in evaluating prospective nominees. We consider the members of our Board to have a diverse set of business and personal experiences, backgrounds and expertise, and to be diverse in terms of age, gender and ethnicity.

In connection with this evaluation, the Committee determines whether to interview the prospective nominee, and if warranted, the Lead Director, the Chairman of the Committee, one or more other members of the Committee, and others as appropriate, interview prospective nominees in person or by telephone. After completing this evaluation and interview, the Committee makes a recommendation to the full Board as to the persons who should be elected to the Board, and the Board makes its decision after considering the recommendation and report of the Committee.

**Board Structure and Committee Composition**

As of the date of this Proxy Statement, Goodyear's Board has thirteen directors, each elected annually, and the following six committees: (1) Audit, (2) Compensation, (3) Corporate Responsibility and Compliance, (4) Finance, (5) Governance, and (6) Executive. The current membership and the function of each of the committees are described below. Each of the committees operates under a written charter adopted by the Board, except for the Executive Committee which is provided for by our Code of Regulations. During 2017, the Board held ten meetings. Each director attended at least 75% of all Board and applicable Committee meetings. Directors are expected to attend annual meetings of Goodyear's shareholders. All of the directors attended the last annual meeting of shareholders.

Table of Contents

**CORPORATE GOVERNANCE PRINCIPLES AND BOARD MATTERS**  
Audit Committee

**Audit Committee**

**MEMBERS:**

**KEY RESPONSIBILITIES:**

Mr. Firestone

Mr. Geissler

Mr. Hellman (Chairman)

Ms. Koellner

Mr. Morell

The Audit Committee assists the Board in fulfilling its responsibilities for oversight of the integrity of Goodyear's financial statements, Goodyear's compliance with legal and regulatory requirements related to financial reporting, the independent registered public accounting firm's qualifications and independence, and the performance of Goodyear's internal auditors and independent registered public accounting firm. The Audit Committee appoints, evaluates and determines the compensation of Goodyear's independent registered public accounting firm; reviews and approves the scope of the annual audit plan; reviews and pre-approves all auditing services and permitted non-audit services (and related fees) to be performed by the independent registered public accounting firm; oversees investigations into complaints concerning financial matters; reviews policies and guidelines with respect to risk assessment and risk management, including Goodyear's major financial risk exposures; oversees Goodyear's information technology and cybersecurity strategy; prepares the Audit Committee report for inclusion in the annual proxy statement; and annually reviews the Audit Committee charter and the Committee's performance. The Audit Committee works closely with management as well as Goodyear's independent registered public accounting firm. The Audit Committee has the authority to obtain advice and assistance from, and receive appropriate funding from Goodyear for, outside legal, accounting or other advisors as the Audit Committee deems necessary to carry out its duties.

**MEETINGS IN 2017: 6**

The Board has determined that each member of the Audit Committee is independent within the meaning

The report of the Audit Committee is on page 74 of this Proxy Statement.



of Goodyear's independence standards and applicable Securities and Exchange Commission rules and regulations, and each of Mr. Hellman and Ms. Koellner is an audit committee financial expert.

## Compensation Committee

### MEMBERS:

Mr. Conaty

### KEY RESPONSIBILITIES:

Mr. McCollough

Mr. McGlade (Chairman)

Ms. Streeter

The Board of Directors has delegated to the Compensation Committee primary responsibility for establishing and administering Goodyear's compensation programs for officers and other key personnel. The Compensation Committee oversees Goodyear's compensation and benefit plans and policies for directors, officers and other key personnel, administers its incentive compensation plans (including reviewing and approving grants to officers and other key personnel), and reviews and approves annually all compensation decisions relating to officers, including the Chief Executive Officer. The Compensation Committee also prepares a report on executive compensation for inclusion in the annual proxy statement and reviews and discusses the Compensation Discussion and Analysis with management and recommends its inclusion in the annual proxy statement. The report of the Compensation Committee is on page 48 of this Proxy Statement.

### MEETINGS IN 2017: 5

The Board has determined that each member of the Compensation Committee is independent within the meaning of Goodyear's independence standards and applicable Nasdaq listing standards.

In performing its duties, the Compensation Committee meets periodically with the CEO to review compensation policies and specific levels of compensation paid to officers and other key personnel, and reports and makes recommendations to the Board regarding executive compensation policies and programs. The Compensation Committee informs the non-management directors of the Board of its decisions regarding compensation for the CEO and other significant decisions related to the administration of its duties. The Compensation



**Table of Contents**

**CORPORATE GOVERNANCE PRINCIPLES AND BOARD MATTERS**  
Compensation Committee

**Compensation Committee (continued)**

Committee also will consider the results of shareholder advisory votes on executive compensation matters and the changes, if any, to Goodyear's executive compensation policies, practices and plans that may be warranted as a result of any such vote and reviews an annual risk assessment of Goodyear's executive compensation policies, practices and plans as part of its role in overseeing management's identification and management of, and planning for, compensation-related risks. Under its charter, the Compensation Committee may delegate its authority to one or more of its members as appropriate.

The Compensation Committee has the authority to retain outside advisors, including independent compensation consultants, to assist it in evaluating actual and proposed compensation for officers. The Compensation Committee also has the authority to approve, and receive appropriate funding from Goodyear for, any such outside advisor's fees. Prior to retaining any such advisors, the Compensation Committee considers the independence-related factors identified in applicable securities laws and Nasdaq listing standards. The Compensation Committee has retained Frederic W. Cook & Co., Inc. ( F.W. Cook ) as its compensation consultant, and has determined that F.W. Cook is independent. The Compensation Committee solicits advice from F.W. Cook on executive compensation matters relating to the CEO and other officers.

This advice is described in more detail under the heading "Compensation Discussion and Analysis - Role of Compensation Consultant."

**Committee on Corporate Responsibility and Compliance**

**MEMBERS:**

**KEY RESPONSIBILITIES:**

Mr. Geissler (Chairman)

The Committee on Corporate Responsibility and Compliance reviews Goodyear's legal compliance programs as well as its business conduct policies and practices and its policies and practices regarding its relationships with shareholders, employees, customers, governmental agencies and the general public. The Committee also monitors Goodyear's objectives, policies and programs with respect to sustainability, workplace health and safety, product technology and innovation, and product quality. The Committee may also recommend appropriate new policies to the Board of Directors.

Mr. Morell

Mr. Weidemeyer

Mr. Wessel

**MEETINGS IN 2017: 3**

**Table of Contents**

**CORPORATE GOVERNANCE PRINCIPLES AND BOARD MATTERS**  
Finance Committee

**Finance Committee**

**MEMBERS:**

**KEY RESPONSIBILITIES:**

Mr. Firestone (Chairman)

The Finance Committee consults with management and makes recommendations to the Board of Directors regarding Goodyear's capital structure, dividend policy, tax strategies, compliance with terms in financing arrangements, insurance strategies, banking arrangements and lines of credit, and pension plan funding. The Finance Committee also reviews and consults with management regarding policies with respect to interest rate and foreign exchange risk, liquidity management, counterparty risk, derivative usage, credit ratings, and investor relations activities.

Mr. Hellman

Ms. Koellner

Mr. Palmore

Mr. Weidemeyer

**MEETINGS IN 2017: 3**

**Governance Committee**

**MEMBERS:**

**KEY RESPONSIBILITIES:**

Mr. Conaty

The Governance Committee identifies, evaluates and recommends to the Board of Directors candidates for election to the Board. The Committee also develops and recommends appropriate corporate governance guidelines, recommends policies and standards for evaluating the overall effectiveness of the Board of Directors in the governance of Goodyear and undertakes such other activities as may be delegated to it from time to time by the Board of Directors.

Mr. McCollough

Mr. McGlade

Mr. Palmore (Chairman)

Ms. Streeter

**MEETINGS IN 2017: 4**

The Board has determined that each member of the Governance Committee is independent within the meaning of Goodyear's independence standards.

**Executive Committee**

**MEMBERS:**

**KEY RESPONSIBILITIES:**

Mr. Firestone

The Executive Committee is comprised of the Chairmen of each of the Board's other standing committees, the Chairman of the Board and the Lead Director, who serves as Chairman of the Executive Committee. The Executive Committee may transact all business and take any actions that can be done by the Board of Directors, except that it does not have authority to fill any Board or committee

Mr. Geissler

vacancies.

Mr. Hellman

Mr. Kramer

Mr. McCollough (Chairman)

Mr. McGlade

Mr. Palmore

**MEETINGS IN 2017: 0**

Table of Contents

**CORPORATE GOVERNANCE PRINCIPLES AND BOARD MATTERS**  
Corporate Responsibility

Corporate Responsibility

At Goodyear, corporate responsibility is an integral part of our business strategy. We maintain an industry-leading corporate responsibility program that strives for constant improvement to the benefit of our shareholders, associates, customers, suppliers, communities and environment.

The key focus areas of our corporate responsibility program include our people, our health, safety and wellness programs, our environmental stewardship, including our sustainability and product stewardship efforts, our product innovations, our community engagement programs, and our supplier collaboration initiatives. The Board's Committee on Corporate Responsibility and Compliance oversees our corporate responsibility objectives and regularly monitors our progress towards achieving them. We are also active in discussing these objectives with our shareholders and soliciting their feedback on any areas of improvement.

Our Corporate Responsibility Report is usually published in the second quarter of each year. The chart below describes several of the key aspects of our corporate responsibility program. For more information on Goodyear's commitment to corporate responsibility, please visit [www.goodyear.com/responsibility](http://www.goodyear.com/responsibility). Please note, however, that information contained on the website is not incorporated by reference in this Proxy Statement or considered to be a part of this document.

**Our People**

From providing healthy and safe working conditions for our associates and contractors to ensuring an inclusive hiring process and work environment, Goodyear is committed to a culture where all of our 64,000 associates around the world act with integrity, promote collaboration, are agile, energize the team and deliver results in all that we do.

**Our Environment**

We take our commitment to reduce our environmental impact across our product lifecycle seriously. All our tire manufacturing facilities are ISO 14001 compliant and certified, driving company-wide goals and objectives to continually improve performance, reduce our environmental footprint, and increase the sustainability of our materials, operations and products.



We have:

We produce zero waste to landfill from our manufacturing facilities.

Reduced our total injury rate by 38% from 2011 through 2017.

Since 2010, our baseline year, through 2017, we have reduced:

Sponsored the formation of nine Employee Resource Groups to support our diversity and inclusion initiatives.

Greenhouse gas emissions by 20%

Water use by 21%

Energy use by 15%

Solvent use by 38%

### Our Innovative Products

### Our Communities

A commitment to quality is at the heart of our work, and our products are designed and built with quality as a core characteristic across all our brands. Goodyear scientists and engineers develop products and services with innovative technologies to anticipate and respond to the needs of consumers, while advancing sustainability principles.

Goodyear and our associates have a long history of caring for our communities around the world, focused on building and supporting collaborative programs to create positive outcomes where we live and work. Through our Goodyear Better Future platform, we are focused on three core areas:

Goodyear is a leader in low rolling resistance:

Promoting safe mobility,

Inspiring students to reach their full potential, and

Reducing waste for our planet.

Offering 35 truck tire products verified under the U.S. Environmental Protection Agency's SmartWay program.

In 2017, Goodyear associates:

These tires are required to increase fuel efficiency by reducing fuel consumption by at least 3%.

Provided more than 20,000 hours of volunteer service to more than 185

community organizations globally.

We own approximately 5,700 patents worldwide.

Launched our inaugural Global Week of Volunteering through 69 volunteer events in six countries.

Our iconic Goodyear Blimp also supports the fundraising efforts of local charities.

Table of Contents

**CORPORATE GOVERNANCE PRINCIPLES AND BOARD MATTERS**  
Communications with the Board

Communications with the Board

As described on Goodyear's website at <https://corporate.goodyear.com/en-US/investors/governance/contact-board.html>, shareholders may communicate with the Board or any of the directors (including the Lead Director or the non-management directors as a group) by sending correspondence to the Office of the Secretary, The Goodyear Tire & Rubber Company, 200 Innovation Way, Akron, Ohio 44316-0001. All communications will be compiled by the Secretary and submitted to the Board or the individual directors on a periodic basis.

Board Independence

The Board has determined that ten of the twelve director nominees are independent within the meaning of Goodyear's independence standards, which are based on the criteria established by The Nasdaq Stock Market and are included as Annex I to Goodyear's Corporate Governance Guidelines. Mr. Kramer, our Chairman of the Board, Chief Executive Officer and President, is not considered independent. In addition, in light of his relationship with the USW, Mr. Wessel is not considered independent. Further, the Board expects that Mr. Wessel will recuse himself from discussions and deliberations regarding Goodyear's relationship with the USW.

**Table of Contents****PROPOSAL 1 ELECTION OF DIRECTORS**

The Board of Directors has selected the following twelve nominees recommended by the Governance Committee for election to the Board of Directors. The directors will hold office from their election until the next Annual Meeting of Shareholders, or until their successors are elected and qualified. If any of these nominees for director becomes unavailable, the persons named in the proxy intend to vote for an alternate designated by the current Board of Directors.

Mr. William J. Conaty was not nominated for re-election to the Board of Directors due to the retirement age provisions of Goodyear's Corporate Governance Guidelines. Mr. Conaty will be retiring from the Board at the Annual Meeting after six years of distinguished service. Goodyear and the Board of Directors are deeply grateful to Mr. Conaty for his leadership and guidance during his tenure on the Board.

**James A. Firestone**

<p><b>Director Since:</b></p> <p>December 3, 2007</p>	<p><b>CURRENT PRINCIPAL OCCUPATION:</b></p> <p>Retired. Formerly Executive Vice President and President, Corporate Strategy and Asia Operations of Xerox Corporation</p>	<p><b>OTHER PUBLIC COMPANY DIRECTORSHIPS HELD SINCE JANUARY 1, 2013:</b></p> <p>The Nomura Partners Fund (2005 – 2014)</p>
<p><b>Committees:</b></p> <p>Audit</p> <p>Finance (Chairman)</p> <p>Executive</p>	<p><b>DESCRIPTION OF BUSINESS EXPERIENCE:</b></p>	<p>Mr. Firestone has extensive executive management experience in positions of increasing responsibility, including most</p>

**Age:** 63

Mr. Firestone was Executive Vice President and President, Corporate Strategy and Asia Operations of Xerox Corporation from January 2014 until his retirement on October 31, 2016. Mr. Firestone was President, Corporate Operations from October 2008 to December 2013 and President of Xerox North America from October 2004 to September 2008. Before joining Xerox in 1998, Mr. Firestone worked for IBM Corporation as general manager of the Consumer Division and for Ameritech Corporation as president of Consumer Services. He began his business career in 1978 with American Express, where during his 15-year tenure he ultimately rose to President, Travelers Cheques.

recently as a senior executive officer of Xerox Corporation, which is of similar size and global complexity as Goodyear. He also has over 20 years of profit and loss management responsibility, as well as significant international business experience. These experiences provide him with unique and valuable insights as a director of Goodyear, particularly with respect to operations and finance matters.

Table of Contents

**ELECTION OF DIRECTORS**

**Werner Geissler**

<p><b>Director Since:</b></p> <p>February 21, 2011</p>	<p><b>CURRENT PRINCIPAL OCCUPATION:</b></p> <p>Retired. Formerly Vice Chairman, Global Operations of The Procter &amp; Gamble Company</p>	<p><b>OTHER PUBLIC COMPANY DIRECTORSHIPS HELD SINCE JANUARY 1, 2013:</b></p> <p>Philip Morris International Inc. (2015 present)</p>
<p><b>Committees:</b></p> <p>Audit</p> <p>Corporate Responsibility and Compliance (Chairman)</p> <p>Executive</p>	<p>Operating Partner of Advent International</p> <p><b>DESCRIPTION OF BUSINESS EXPERIENCE:</b></p> <p>Mr. Geissler was Vice Chairman, Global Operations of The Procter &amp; Gamble Company from August 2007 until his retirement on December 31,</p>	<p>Mr. Geissler, a native of Germany, has deep executive management experience, including as a senior executive officer of Procter &amp; Gamble, where he oversaw Procter &amp; Gamble's extensive worldwide business operations. He has significant international business experience and profit and loss management responsibility. These</p>
<p><b>Age:</b> 64</p>		



2014, and was Group President, Central & Eastern Europe, Middle East and Africa from July 2004 to July 2007. He joined Procter & Gamble in 1979 and held positions of increasing responsibility in various brand and general management and operations roles in Europe, the Middle East, Central Asia, Japan, Africa and the United States. experiences provide him with valuable insights as a director of Goodyear, particularly with respect to consumer marketing and international, operations and finance matters.

**Peter S. Hellman**

<b>Director Since:</b>	October 5, 2010
<b>Committees:</b>	Audit (Chairman) Finance Executive

<b>CURRENT PRINCIPAL OCCUPATION:</b>	<b>OTHER PUBLIC COMPANY DIRECTORSHIPS</b>
Retired. Formerly President and Chief Financial and	<b>HELD SINCE JANUARY 1, 2013:</b>
Administrative Officer of Nordson Corporation	Baxter International Inc. (2005 present)
<b>DESCRIPTION OF BUSINESS EXPERIENCE:</b>	Owens-Illinois, Inc. (2007 present)
	Mr. Hellman has significant financial reporting expertise due to his service as a Chief Financial Officer at both

**Age: 68**

Mr. Hellman retired from Nordson Corporation, a designer, manufacturer and marketer of industrial equipment, in 2008 after a career of over 20 years with large, multinational companies in both financial and operating executive positions. Mr. Hellman was President and Chief Financial and Administrative Officer of Nordson Corporation from 2004 to January 2008 and Executive Vice President and Chief Financial and Administrative Officer from 2000 to 2004. Prior to joining Nordson in 2000, Mr. Hellman was with TRW Inc. for 10 years and held various positions, including President and Chief Operating Officer and Chief Financial Officer. Mr. Hellman also serves on the boards of several nonprofit organizations.

Nordson and TRW, providing him with the necessary skills to be Chairman of our Audit Committee, where he also qualifies as an audit committee financial expert. He also has extensive operational experience at both companies. In addition, Mr. Hellman has served on public company boards for over 20 years. Through his board and management experience, Mr. Hellman also has significant experience with corporate governance practices and legal and regulatory compliance issues. Mr. Hellman's financial and operating experience, business leadership skills and board experience enable him to provide valuable contributions as a Goodyear director.






Table of Contents**ELECTION OF DIRECTORS****Laurette T. Koellner**

	<b>CURRENT PRINCIPAL OCCUPATION:</b>	<b>OTHER PUBLIC COMPANY DIRECTORSHIPS HELD SINCE JANUARY 1, 2013:</b>
<p><b>Director Since:</b></p> <p>February 23, 2015</p>	<p>Retired. Formerly President of Boeing International and Executive Chairman of International Lease Finance Corporation</p>	<p>Celestica Inc. (2009 present)</p> <p>Nucor Corporation (2015 present)</p> <p>Papa John's International, Inc. (2014 present)</p>
<p><b>Committees:</b></p> <p>Audit</p> <p>Finance</p>	<p><b>DESCRIPTION OF BUSINESS EXPERIENCE:</b></p> <p>Ms. Koellner most recently served as Executive Chairman of International Lease Finance Corporation, an aircraft leasing subsidiary of American International</p>	<p>The Hillshire Brands Company (formerly Sara Lee Corporation) (2003 - 2014)</p> <p>International Lease Finance Corporation (2012-2014)</p> <p>Ms. Koellner has significant senior executive management</p>

Group, Inc., from June 2012 until its sale in May 2014. From 1978 until 2007, Ms. Koellner held positions of increasing responsibility at McDonnell Douglas Corporation and The Boeing Company, an aerospace company, including as President of Boeing International, where she oversaw Boeing's international operations, and President of Connexion by Boeing, which provided satellite-based connectivity services to aircraft and maritime vessels. While at Boeing, Ms. Koellner also served as Vice President and General Auditor, Vice President and Corporate Controller, and Chief Human Resources Officer.

**Richard J. Kramer**

<p><b>Director Since:</b></p> <p>February 22, 2010</p>	<p><b>CURRENT PRINCIPAL OCCUPATION:</b></p> <p>Chairman of the Board, Chief Executive Officer and President of Goodyear</p>	<p><b>OTHER PUBLIC COMPANY DIRECTORSHIPS</b></p> <p><b>HELD SINCE JANUARY 1, 2013:</b></p>
<p><b>Committees:</b></p> <p>Executive</p>	<p><b>DESCRIPTION OF BUSINESS EXPERIENCE:</b></p>	<p>The Sherwin-Williams Company (2012 present)</p>
<p><b>Age: 54</b></p>	<p>Mr. Kramer joined Goodyear in March 2000 as Vice President Corporate Finance, serving in that capacity as Goodyear's principal accounting officer until August 2002, when he was elected Vice President, Finance North American Tire. In August 2003, he was named Senior Vice President, Strategic Planning and Restructuring, and in June 2004 was elected Executive Vice President and Chief Financial Officer. Mr. Kramer was elected President, North American Tire in March 2007 and continued to serve as Chief Financial Officer until August 2007. In June 2009, Mr. Kramer was elected Chief Operating Officer and continued to serve as President, North American Tire until February 2010. He was</p>	<p>Mr. Kramer has been an executive officer of Goodyear for 18 years and has a critical role in creating our strategy and strengthening our leadership teams as Chief Executive Officer and previously as Chief Financial Officer and as President, North American Tire. Mr. Kramer's deep knowledge of Goodyear, global markets, manufacturing, finance and accounting provides our Board with valuable perspectives that are necessary to advance Goodyear's business and the interests of our shareholders.</p>



elected Chief Executive Officer and President effective April 13, 2010 and Chairman effective October 1, 2010. Prior to joining Goodyear, Mr. Kramer was with PricewaterhouseCoopers LLP for 13 years, including two years as a partner.

**Table of Contents**

**ELECTION OF DIRECTORS**

**W. Alan McCollough**

<b>Director Since:</b>	<b>CURRENT PRINCIPAL OCCUPATION:</b>	<b>OTHER PUBLIC COMPANY DIRECTORSHIPS</b>
April 10, 2007	Retired. Formerly Chairman and Chief Executive Officer of Circuit City Stores, Inc.	<b>HELD SINCE JANUARY 1, 2013:</b>  La-Z-Boy Inc. (2007 present)
Lead Director	<b>DESCRIPTION OF BUSINESS EXPERIENCE:</b>	VF Corporation (2000 present)  Mr. McCollough has extensive senior executive management experience, particularly in operations and consumer merchandising and marketing. His experience as Chairman and Chief Executive Officer of Circuit City provides him with the necessary skills to be Lead Director. Mr. McCollough s
<b>Committees:</b>	Mr. McCollough joined Circuit City Stores, Inc., a consumer electronics retailer, in 1987 as general manager of corporate operations, and was named assistant vice president in 1989, president of central operations in 1991, and	
Compensation		
Governance		
Executive (Chairman)		

**Age:** 68

senior vice president of merchandising in 1994. He served as President and Chief Operating Officer from 1997 to 2000 and as President and Chief Executive Officer from 2000 to 2002. Mr. McCollough was elected Chairman, President and Chief Executive Officer of Circuit City in 2002 and served in those capacities until 2005. He remained Chief Executive Officer until February 2006 and Chairman until his retirement in June 2006.

past service as Chairman of Circuit City, as well as his current service on other public company boards of directors, provides us with important perspectives on corporate governance and executive compensation matters.

**John E. McGlade**

**Director Since:**

December 5, 2012

**CURRENT PRINCIPAL OCCUPATION:**

Retired. Formerly Chairman, President and Chief Executive Officer of

Air Products and Chemicals, Inc.

**OTHER PUBLIC COMPANY DIRECTORSHIPS**

**HELD SINCE JANUARY 1, 2013:**

Bunge Limited (2014 present)

Air Products and Chemicals, Inc. (2007 2014)

**Committees:**

<p>Compensation (Chairman)</p> <p>Governance</p> <p>Executive</p>	<p><b>DESCRIPTION OF BUSINESS EXPERIENCE:</b></p> <p>Mr. McGlade was Chairman, President and Chief Executive Officer of Air Products and Chemicals, Inc., a global provider of atmospheric, process and specialty gases, from March 2008 until his retirement on July 1, 2014. He joined Air Products in 1976 and held various positions of increasing responsibility, including as Group Vice President, Chemicals Group, and President and Chief Operating Officer.</p>	<p>Mr. McGlade has strong leadership skills and extensive management, international and operating experience, including as Chief Executive Officer of Air Products. He has also had responsibility for the environment, health, safety and quality function during his career at Air Products. These experiences provide him with unique and valuable insights as a director of Goodyear, particularly with respect to operations matters.</p>
<p><b>Age:</b> 64</p>		




Table of Contents**ELECTION OF DIRECTORS****Michael J. Morell**

<p><b>Director Since:</b></p> <p>January 7, 2014</p>	<p><b>CURRENT PRINCIPAL OCCUPATION:</b></p> <p>Global Chairman, Geopolitical Risk Practice at Beacon Global Strategies</p>	<p><b>OTHER PUBLIC COMPANY DIRECTORSHIPS HELD SINCE JANUARY 1, 2013:</b></p> <p>None</p>
<p><b>Committees:</b></p> <p>Audit</p> <p>Corporate Responsibility and Compliance</p>	<p>Chief Executive Officer and President,</p> <p>Morell Consulting</p> <p>Formerly Deputy Director of the Central Intelligence Agency</p>	<p>Mr. Morell has extensive leadership and management experience through his positions with the Central Intelligence Agency, a large and complex global government agency. He also possesses extensive knowledge of national security issues, such as cybersecurity, terrorism and political and economic instability, which directly</p>
<p><b>Age:</b> 59</p>	<p><b>DESCRIPTION OF BUSINESS EXPERIENCE:</b></p> <p>Mr. Morell retired from the Central Intelligence</p>	<p>He also possesses extensive knowledge of national security issues, such as cybersecurity, terrorism and political and economic instability, which directly</p>



Agency in 2013 following a 33-year career, including serving as Deputy Director from May 2010 to August 2013 and as Director for Intelligence from May 2008 to April 2010. He also served as Acting Director on two occasions. Mr. Morell has received numerous intelligence and defense awards for his service to the United States. impact global businesses. These experiences, combined with his strong critical thinking and problem solving skills, make Mr. Morell a valuable contributor to the Board of Directors.

**Roderick A. Palmore**




**Director Since:**

August 7, 2012

**CURRENT PRINCIPAL OCCUPATION: OTHER PUBLIC COMPANY DIRECTORSHIPS**

Senior Counsel at Dentons US LLP **HELD SINCE JANUARY 1, 2013:**

Formerly Executive Vice President, General Counsel, Chief Compliance and Risk Management Officer, and Secretary of General Mills, Inc. CBOE Holdings, Inc. (2000 present) Express Scripts Holding Co. (2014 present)



**Committees:**

Finance

Governance (Chairman)

<p>Executive</p>	<p><b>DESCRIPTION OF BUSINESS EXPERIENCE:</b></p>	<p>In his role at General Mills, he was responsible for the company's worldwide legal activities, corporate ethics, compliance, and corporate security.</p>
<p>Age: 66</p>	<p>Mr. Palmore joined General Mills, a global manufacturer and marketer of food products, as Executive Vice President, General Counsel, Chief Compliance and Risk Management Officer, and Secretary in February 2008 and served in that capacity until his retirement on February 16, 2015. Following his retirement from General Mills, he joined Dentons, an international law firm, as senior counsel. From 1996 to 2008, he worked for Sara Lee Corporation in a variety of legal leadership roles, ultimately becoming Executive Vice President, General Counsel and Secretary. Prior to 1996, he worked at the U.S. Department of Justice and in private practice.</p>	<p>Through his experience as general counsel of consumer product public companies, in private practice and as an Assistant U.S. Attorney, Mr. Palmore has extensive experience in corporate governance and the legal issues facing Goodyear. In addition, his experience provides him with strong risk management skills. This broad business knowledge and public board experience, as well as his strong leadership skills, are valuable assets to the Board of Directors.</p>



Table of Contents

**ELECTION OF DIRECTORS**

**Stephanie A. Streeter**


<p><b>Director Since:</b></p> <p>October 7, 2008</p>	<p><b>CURRENT PRINCIPAL OCCUPATION:</b></p> <p>Retired. Formerly Chief Executive Officer of Libbey Inc.</p>	<p><b>OTHER PUBLIC COMPANY DIRECTORSHIPS HELD SINCE JANUARY 1, 2013:</b></p> <p>Kohl's Corporation (2007 - present)</p> <p>Libbey Inc. (2011 - 2016)</p>
<p><b>Committees:</b></p> <p>Compensation</p> <p>Governance</p>	<p><b>DESCRIPTION OF BUSINESS EXPERIENCE:</b></p> <p>Ms. Streeter was Chief Executive Officer of Libbey Inc., a producer of glass tableware products, from August 2011 until January 11, 2016. Previously, Ms. Streeter was with Banta Corporation, a provider of printing and supply chain</p>	<p>Ms. Streeter has extensive senior executive management experience. Her experiences as Chief Executive Officer of Libbey, as Chairman, President and Chief Executive Officer of Banta and at Avery Dennison provide Ms. Streeter with an understanding of the operations and performance of</p>
<p><b>Age:</b> 60</p>		



management services, serving as President and Chief Operating Officer beginning in January 2001, and was elected Chief Executive Officer in 2002 and Chairman in 2004. She served as Chairman, President and Chief Executive Officer of Banta until its acquisition by R.R. Donnelley & Sons in 2007. Ms. Streeter also spent 14 years with Avery Dennison Corporation in a variety of product and business management positions, including as Group Vice President of Worldwide Office Products from 1996 to 2000.

public companies. Ms. Streeter's service on several public company and nonprofit boards of directors also provide us with important insights on practices across a variety of industries.

**Thomas H. Weidemeyer**



**Director Since:**

December 9, 2004


**CURRENT PRINCIPAL OCCUPATION:**

Retired. Formerly Senior Vice President and

**OTHER PUBLIC COMPANY DIRECTORSHIPS**

**HELD SINCE JANUARY 1, 2013:**

	Chief Operating Officer of United Parcel Service, Inc.	NRG Energy, Inc. (2003 present)
<p><b>Committees:</b></p> <p>Corporate Responsibility and Compliance</p> <p>Finance</p>	<p><b>DESCRIPTION OF BUSINESS EXPERIENCE:</b></p> <p>Mr. Weidemeyer served as Senior Vice President and Chief Operating Officer of United Parcel Service, Inc., a transportation and logistics company, from January 2001, and as President and Chief Operating Officer of UPS Airlines from July 1994, until his retirement in February 2004. Mr. Weidemeyer became Manager of the Americas International Operation of UPS in 1989, and in that capacity directed the development of the UPS delivery network throughout Central and South America. In 1990, he became Vice President and Airline Manager of UPS Airlines and in 1994 was elected its</p>	<p>Waste Management, Inc. (2005 present)</p> <p>Mr. Weidemeyer has over 40 years of management and executive leadership experience. His logistics, finance and international management experience provides us with valuable insights on our supply chain and financial management practices, as well as our overall business. His service on other boards of directors also provides us with perspectives on issues facing companies in different industries.</p>
<p><b>Age:</b> 70</p>		



President and  
Chief Operating  
Officer.  
Mr. Weidemeyer  
was a director of  
United Parcel  
Service from 1998  
to 2003.



Table of Contents

**ELECTION OF DIRECTORS**

**Michael R. Wessel**

<p><b>Director Since:</b></p> <p>December 6, 2005</p>	<p><b>CURRENT PRINCIPAL OCCUPATION:</b></p> <p>President of The Wessel Group Incorporated</p>	<p><b>OTHER PUBLIC COMPANY DIRECTORSHIPS HELD SINCE JANUARY 1, 2013:</b></p> <p>None</p>
<p><b>Committees:</b></p> <p>Corporate Responsibility and Compliance</p>	<p><b>DESCRIPTION OF BUSINESS EXPERIENCE:</b></p> <p>Mr. Wessel has served as President of The Wessel Group Incorporated, a government and political affairs consulting firm, since May 2006. Prior to founding The Wessel Group, he served as Senior Vice President of the Downey McGrath Group, a government affairs consulting firm,</p>	<p>Office in 1992 and 1993, and to Senator John Kerry's presidential campaign in 2004. Mr. Wessel also serves as a Commissioner on the U.S.-China Economic and Security Review Commission, a position he has held since April 2001.</p>
<p><b>Age:</b> 58</p>	<p>he served as Senior Vice President of the Downey McGrath Group, a government affairs consulting firm,</p>	<p>Mr. Wessel's extensive experience with public policy matters and his government service,</p>

from March 1999 to December 2005 and as Executive Vice President from January 2006 to April 2006. including as an advisor to former Majority Leader Gephardt and as an appointee on government commissions, provides us with valuable perspectives on public policy matters impacting trade, international economic affairs and other matters of importance to Goodyear.

Mr. Wessel is an attorney with over 30 years of experience as an economic and international trade policy advisor in Washington, D.C. Mr. Wessel has acted as an advisor to Congressman Richard Gephardt, both in the U.S. House of Representatives and to his presidential campaigns in 1987-88 and 2003-04, to the Clinton/Gore Transition

Your Board of Directors unanimously recommends that shareholders vote FOR each of the nominees for director named in this Proxy Statement (Proposal 1).

**Table of Contents**

**PROPOSAL 2 ADVISORY VOTE TO APPROVE THE COMPENSATION OF OUR NAMED EXECUTIVE OFFICERS**

We are seeking your vote to approve, on an advisory (or non-binding) basis, the compensation of our named executive officers as disclosed in this Proxy Statement.

Our Compensation Discussion and Analysis ( CD&A ), which starts on page 21, describes our executive compensation program. We encourage you to read the CD&A before casting your vote.

The advisory resolution below, commonly known as a say-on-pay proposal, gives you the opportunity to express your views on our executive compensation program for our named executive officers. The say-on-pay proposal is not intended to address any specific item of compensation, but rather the overall compensation of our named executive officers and the executive compensation policies, practices and plans described in this Proxy Statement.

The resolution is required by Section 14A of the Securities Exchange Act of 1934. The resolution is not intended to indicate your approval of the matters disclosed under the heading Risks Related to Compensation Policies and Practices or future golden parachute payments. We will seek shareholder approval of any golden parachute payments at the time of any transaction triggering those payments to the extent required by applicable law.

We ask you to vote FOR the following resolution which will be presented by the Board of Directors at the Annual Meeting:

RESOLVED, that the shareholders of The Goodyear Tire & Rubber Company approve, on an advisory basis, the compensation of the named executive officers as disclosed in the Company's Proxy Statement for the 2018 Annual Meeting of Shareholders.

Although this proposal is an advisory vote that will not be binding on the Compensation Committee or the Board of Directors, the Compensation Committee will consider the results of this shareholder advisory vote and the changes, if any, to our executive compensation policies, practices and plans that may be warranted as a result of this vote.

Your Board of Directors unanimously recommends that shareholders vote FOR the advisory resolution to approve the compensation of our named executive officers (Proposal 2).



---

**Table of Contents**

**COMPENSATION DISCUSSION AND ANALYSIS TABLE OF CONTENTS**

**Introduction**

This Compensation Discussion and Analysis describes the Company's executive compensation philosophy and programs, focusing in particular on the Compensation Committee's decisions about named executive officers (NEOs) in 2017.

OUR NEOS FOR 2017 ARE:

<b>Richard J. Kramer</b>	Chairman, Chief Executive Officer and President
<b>Laura K. Thompson</b>	Executive Vice President and Chief Financial Officer
<b>Stephen R. McClellan</b>	President, Americas
<b>Christopher R. Delaney</b>	President, Europe, Middle East and Africa
<b>David L. Bialosky</b>	Senior Vice President, General Counsel and Secretary
<b><u>Table of Contents</u></b>	

<b>21</b>	<b><u>Executive Summary</u></b>
21	<u>2017 Operating Results and Our Strong Pay and Performance Alignment</u>
24	<u>2017 Shareholder Engagement</u>
24	<u>Elements of Executive Compensation</u>
26	<u>Compensation Best Practices</u>
<b>27</b>	<b><u>Compensation Philosophy</u></b>
<b>27</b>	<b><u>Components of Executive Compensation</u></b>
<b>29</b>	<b><u>Compensation Decision-Making</u></b>
<b>31</b>	<b><u>Role of Compensation Consultant</u></b>
<b>31</b>	<b><u>Peer Group Benchmarking of Primary Compensation</u></b>
<b>32</b>	<b><u>Target Setting</u></b>
33	<u>Annual Compensation Targets</u>
33	<u>Long-Term Compensation Targets</u>
<b>34</b>	<b><u>Annual Compensation</u></b>
34	<u>2017 Base Salary Decisions</u>
34	<u>2017 Annual Cash Incentive Payouts</u>
<b>37</b>	<b><u>Long-Term Compensation</u></b>
37	<u>2017 Grants of Performance-Based Incentives</u>
39	<u>Performance for the 2017 Performance Period</u>
41	<u>Impact of TSR Modifier and Payout of 2015-2017 Long-Term Incentive Awards</u>
42	<u>2017 Stock Option Grants</u>

43	<u>2017 Restricted Stock Awards</u>
<b>43</b>	<b><u>Retirement and Other Benefits</u></b>
43	<u>Retirement Benefits</u>
44	<u>Severance and Change-in-Control Benefits</u>
45	<u>Perquisites</u>
46	<u>Executive Deferred Compensation Plan</u>
<b>46</b>	<b><u>Compensation Policies and Practices</u></b>
46	<u>Stockholding Guidelines</u>
47	<u>Prohibition on Hedging and Pledging</u>
47	<u>Recovery of Compensation (Clawback Policy)</u>

## USE OF NON-GAAP FINANCIAL MEASURES

For additional information regarding segment operating income, a non-GAAP financial measure, including reconciliations to the most directly comparable GAAP financial measure, see Exhibit A to this Proxy Statement.

**Table of Contents**

**COMPENSATION**

**DISCUSSION AND ANALYSIS**

[Executive Summary](#)

**2017 OPERATING RESULTS AND OUR STRONG PAY AND PERFORMANCE ALIGNMENT**

We experienced challenging global industry conditions, and our performance fell short of our targets under our annual and long-term incentive plans, in 2017 due to higher raw material costs and increased price competition. We also experienced weakening demand for original equipment and consumer replacement tires in the United States and Europe despite favorable trends in miles driven, gasoline prices and unemployment. We ended the year with a strong recovery in unit volumes in the fourth quarter of 2017. We also successfully launched many new products, thereby keeping our product portfolio refreshed, and successfully executed on our cost savings initiatives.

Our incentive compensation plans worked as intended in 2017. The payouts under those plans were strongly aligned with our financial and stock price performance demonstrating our commitment to structure an executive compensation program that pays for performance as the payouts were significantly lower than in prior years.

The following summarizes key elements of the company's performance in 2017.

\* As defined for purposes of our compensation plans in 2017

Table of Contents

**COMPENSATION DISCUSSION AND ANALYSIS**  
Executive Summary

KEY ACCOMPLISHMENTS IN 2017

**Shareholder Return Program**

In 2017, we returned \$510 million to our shareholders, comprised of \$110 million of dividends and \$400 million of share repurchases. Since 2013, we have paid dividends of \$332 million and repurchased \$1.3 billion of our Common Stock.

**Strong Cost Savings Performance**

We had \$179 million of total delivered cost productivity savings, exceeding our goal by 19%.

**New Product Vitality**

We launched 55 new products globally.

Our CEO's actual payouts under our annual incentive plan over the past three years are aligned with our EBIT and Free Cash Flow from Operations performance over those periods, as shown in the graphic below. For 2017, the payout for overall company performance under our annual incentive plans was calculated to be 26% of target. However, in light of the Company's financial performance, Mr. Kramer recommended that he and the other officers not receive any payout under the annual incentive plan. The Compensation Committee agreed with his recommendation and reduced the annual incentive plan payouts for all of the officers to zero.

**CEO annual incentive payout**

In each of the past three years, our CEO's realized pay has been strongly aligned with our trailing three-year relative TSR performance. In 2017, our relative TSR modifier reduced the payouts for our 2015-2017 performance cycle by



10%.

**Table of Contents**

**COMPENSATION DISCUSSION AND ANALYSIS**  
Executive Summary

**Our CEO s realized pay shows strong alignment to our stock price**

As a result of our operating performance, the performance targets for the 2017 performance periods under our 2015-2017, 2016-2018 and 2017-2019 long-term awards were not exceeded and payouts of 34%, 28% and 52%, respectively, of target were approved for the applicable periods, subject to continued service and a relative total shareholder return modifier (which we refer to as the TSR modifier and which is described in more detail on page 38). Our stock out-performed 37% of the companies in the S&P 500 during the three-year period ending December 31, 2017, resulting in a TSR modifier of 0.9 times, which further reduced the payout for the 2015-2017 performance cycle.

In the face of challenging global industry conditions, we remain committed to our strategy which is aimed at capturing profitable growth in attractive market segments, particularly in 17-inch and above rim size tires, mastering increasing complexity and turning that into a competitive advantage, and connecting with consumers through our aligned distribution network of distributors and dealers.

In order to drive this future growth and address the challenging industry environment, we remain focused on:

- Developing innovative products and services that anticipate and respond to the needs of consumers;
- Building the value of our brand, helping our customers win in their markets, and becoming consumers preferred choice; and

- Improving our manufacturing efficiency and creating an advantaged supply chain focused on reducing our total delivered costs, optimizing working capital levels and delivering best in industry customer service.

Our strategy is designed to take advantage of the long-term trends shaping our industry, particularly in the larger rim size segment of the market.

In February 2018, we provided investors with our financial targets for 2018 and beyond. We also announced our 2018-2020 capital allocation plan that provides for growth capital expenditures of \$700 million to \$900 million, restructuring payments of approximately \$400 million, debt repayments of \$400 million to \$600 million and, subject to our performance, common stock dividends and share repurchases of \$1.5 billion to \$2.0 billion. We also increased the quarterly cash dividend on our common stock by 40%, from \$0.10 per share to \$0.14 per share, beginning with the December 1, 2017 payment date.



**Table of Contents**

**COMPENSATION DISCUSSION AND ANALYSIS**  
Executive Summary

**2017 SHAREHOLDER ENGAGEMENT**

We believe that it is important for us to communicate regularly with shareholders regarding areas of interest or concern. Over the last several years, in addition to our day-to-day interactions regarding our financial performance, we have enhanced our shareholder engagement program to include an annual outreach that is focused on our long-term business strategy, executive compensation, corporate governance, corporate responsibility and other topics suggested by our shareholders. This annual outreach helps to ensure that our shareholders are heard and able to communicate directly with us on these important matters.

As part of our 2017 annual outreach, we requested the opportunity to meet with approximately 60% of our shareholders and we ultimately engaged with shareholders representing over 50% of our outstanding Common Stock as of September 30, 2017. In 2017, our Lead Director and our Chairman met with several of our largest shareholders to provide a direct line of communication between our shareholders and the Board of Directors.

Our outreach meetings gave us the chance to highlight the strong operating performance delivered by the Company over the past several years and the challenging industry dynamics we faced in 2017. Specifically, we discussed our thorough process for setting challenging targets and aligning pay and performance, as well as our commitment to sound executive compensation practices. We also took the opportunity to discuss our ongoing commitment to strong corporate governance and corporate responsibility. We received positive feedback on our executive compensation program, specifically the metrics in our annual and long-term incentive plans and our proportion of performance-based pay. This feedback was consistent with the success of last year's say on pay proposal, which was approved by 96% of our voting shareholders at our 2017 annual meeting.

All of the shareholder feedback that we received was reported to the Compensation Committee and the Board of Directors for its consideration.

**ELEMENTS OF EXECUTIVE COMPENSATION**

Compensation for NEOs is comprised of a mix of variable and fixed compensation that is strongly linked to company performance and targeted to the median of the benchmark data that we use.

For 2017, the mix of performance metrics was as follows:

Incentive Program	Financial Metrics	Weighting
<b>Annual Performance Plan</b>	EBIT	<b>40%</b>



	Free Cash Flow from Operations	<b>40%</b>
	Operating Drivers	<b>20%</b>
<b>Performance-Based Awards</b>	Net Income	<b>50%</b>
<i>(Paid out in Equity and Cash)</i>	Cash Flow Return on Capital	<b>50%</b>

**Stock Options**

We believe that our compensation program is consistent with our performance-based compensation philosophy and serves the long-term interests of our shareholders. We will continue to seek feedback from our investors and consider ongoing enhancements to the program.

**Table of Contents**

**COMPENSATION DISCUSSION AND ANALYSIS**  
Executive Summary

**Over 90% of our CEO s pay opportunity is performance based and over 75% is tied to stock price.**

**25**

1 As reported in the Summary Compensation Table beginning at page 57 of this Proxy Statement. 2 Realized pay includes base salary, annual incentive earned, long term incentive to be paid out and pre-tax compensation earned upon the exercise of stock options and vesting of stock awards regardless of when they were granted. For more information on our calculation of realized pay, see Summary of Realized Pay Earned by Our Chief Executive Officer for 2014, 2015 and 2016 beginning at page 59 of this Proxy Statement.

Table of Contents

**COMPENSATION DISCUSSION AND ANALYSIS**  
Executive Summary

**COMPENSATION BEST PRACTICES**

The Compensation Committee has adopted a number of best practices that are consistent with our performance-based compensation philosophy and serve the long-term interests of our shareholders:

<b>Strong Link to Financial Performance</b>	Use of diversified financial metrics in our annual and long-term plans that are closely tied to our long-term strategy, along with a relative TSR modifier on all long-term performance-based awards
---	--

<b>Dividend Policy</b>	No dividends or dividend equivalents on unearned performance-based equity awards
------------------------	--

<b>No Repricing</b>	No repricing of options without shareholder approval
---------------------	--

**No Additional Service**

<b>Credit in Pension</b>	No pension credit for newly hired executives to make up for service at prior employers
--------------------------	--

<b>Double-Trigger Change-in-Control</b>	Double-trigger change-in-control provisions in our change-in-control plan and our equity compensation plans, and no walk-away rights
---	--

**No Gross-Ups** No tax gross-ups in our change-in-control plan or for perquisites

**Strong Stockholding and Retention Policies** Robust stockholding guidelines for officers and directors, including stock retention provisions following the exercise of stock options or the vesting of other stock-based awards

In 2017, we increased the stockholding requirement for the CEO from 5x to 6x his annual base salary

**No Hedging or Pledging** Hedging and pledging of our Common Stock by officers, directors and employees is prohibited

**Clawback Policy** Robust clawback policy in place

**Independent**

**Committee** Compensation Committee consists only of independent Board members

**Leading Independent Consultant** Engaged a leading independent compensation consultant to assist the Compensation Committee and Board in determining executive compensation and evaluating program design



Table of Contents

**COMPENSATION DISCUSSION AND ANALYSIS**  
 Compensation Philosophy

Compensation Philosophy

The following core principles form the foundation of the compensation program for our executives, including the named executive officers:

FIRST, compensation programs should motivate our executives to take actions that are aligned with our short- and long-term strategic objectives, and appropriately balance risk versus potential reward.

SECOND, as executives move to a greater level of responsibility, the percentage of their pay based on performance should increase to ensure the highest level of accountability to shareholders.

THIRD, performance pay should offer an opportunity for above average compensation when our performance exceeds our goals balanced by the risk of below average compensation when it does not.

FOURTH, the percentage of total compensation paid in the form of equity should also increase as executives have increasing responsibility for corporate performance, thereby more closely aligning their interests with those of our shareholders.

Components of Executive Compensation

We provide executive compensation and benefits that are market-competitive in which a large portion of the total opportunity is variable and tied to our performance and changes in shareholder value over a multi-year period. The key components of compensation provided to our executive officers and how each supports our compensation objectives are presented in the following table:

Description	Objectives
Annual Compensation	
<b>Base Salary</b>	Annual cash compensation

Provide an appropriate level of fixed compensation necessary to attract and retain employees

Recognize and reward skills, competencies, experience, leadership and individual contribution

**Annual Incentive Plans**

Annual cash incentive based on corporate and individual performance

Link annual cash compensation to attainment of key short-term performance goals:

Across total company and operating units as measured primarily by achievement of annual operating goals

By the individual as measured by achievement of specific strategic goals and demonstrated leadership traits

Table of Contents

**COMPENSATION DISCUSSION AND ANALYSIS**  
Components of Executive Compensation

	Description	Objectives
	Long-Term Incentive Compensation	
<b>Stock Options</b>	Provides opportunity to purchase stock at the grant date fair market value over a ten-year period. Results in value only if stock price increases	<p>Link realized compensation over long-term to appreciation in stock price</p> <p>Facilitate retention</p> <p>Build executive stock ownership</p> <p>Align interests of management with those of shareholders</p>
<b>Performance-Based Awards</b>	Long-term incentive program with award payouts tied to achievement of corporate goals over a three-year period, with performance targets for each year of the three-year period established on the grant date, subject to a relative total shareholder return modifier over that three-year period	<p>Link multi-year compensation to performance against key operational goals over a three-year period, as well as changes in share price on both an absolute and relative basis</p> <p>Facilitate retention</p> <p>Payable in shares of Common Stock and cash</p> <p>Build executive stock ownership</p>

Align interests of management with those of shareholders

Retirement Programs

**Qualified Retirement Plans** Post-retirement benefits Necessary to attract and retain employees

**Supplementary Pension Plan and Excess Benefit Plans** Additional retirement benefits Facilitate attraction and retention of executive officers

Provide for retirement replacement income, thereby facilitating an orderly succession of talent

Other Executive Benefits

**Perquisites** Home security systems Assure protection of officers  
 Tire program  
 Financial planning and tax preparation services Enable officers to focus on Company business with minimal disruption  
 Annual physical exams  
 Limited use of company aircraft

**Other Benefits** Medical, welfare and other benefits Necessary to attract and retain employees

Table of Contents

**COMPENSATION DISCUSSION AND ANALYSIS**  
Compensation Decision-Making

Compensation Decision-Making

The Compensation Committee undertakes ongoing review of our executive compensation policies, practices and plans to determine whether they are consistent with our compensation philosophy and objectives, and whether they need to be modified in light of changes in our business or the markets in general. The Compensation Committee meets periodically with the CEO to review compensation policies and specific levels of compensation paid to officers and other key personnel, and reports and makes recommendations to the Board regarding executive compensation policies and programs. In addition, the CEO annually makes recommendations to the Compensation Committee regarding salary adjustments and the setting of annual and long-term incentive targets and awards for officers other than himself, including the other named executive officers. The Compensation Committee also obtains feedback, advice and recommendations on our compensation program from its independent compensation consultant, F.W. Cook. The Compensation Committee also reviews Company performance, compensation practices of its peers, compensation surveys and other materials regarding executive compensation.

In determining the compensation of a named executive officer, the Compensation Committee considers various factors, including:

Company performance against corporate and operating unit objectives,

The Company's relative shareholder return,

The compensation of officers with similar responsibilities at comparable companies,

Individual performance,

Current and future responsibilities,

Retention considerations,

The awards given to the named executive officer in past years, and

The relationship between the compensation to be received by the officer and the compensation to be received by the other named executive officers (which we refer to as internal pay equity), including comparing the relationship to that found at comparable companies. In reviewing the CEO's compensation relative to our other named executive officers, the Compensation Committee takes into account the fact that we do not currently have a president or chief operating officer between the CEO and our business unit presidents or corporate senior vice presidents as do many companies.

Table of Contents

**COMPENSATION DISCUSSION AND ANALYSIS**  
Compensation Decision-Making

The Compensation Committee generally sets primary compensation, which we define to include salary, annual cash incentives and long-term compensation, for the CEO and the other named executive officers as follows:

Long-term compensation is delivered through grants of stock options and long-term performance-based incentive awards that are payable in shares of Common Stock and cash. The mix of long-term compensation between cash-based long-term incentives, performance shares and stock options is based, in part, on the market value of our Common Stock, the number of shares available for grant under our shareholder-approved equity compensation plan, and considerations relating to managing the dilutive effect of share-based awards.

We generally target base salaries for our CEO and other officers below median market rates, in the aggregate, consistent with the requirements of our master labor agreement with the USW, and we target annual and long-term incentive compensation at rates that, when added to base salaries, result in median market levels of target primary compensation, on average. The actual positioning of target compensation relative to the median varies based on each executive's experience and skill set, and generally results in executives who are new in their role being placed lower in the range and those with more experience being placed higher in the range. We emphasize variable compensation because it minimizes fixed expense associated with salary and enables total compensation to fluctuate directly with performance against operating goals and changes in share price. This approach aligns overall costs with performance and provides executives with a leveraged and attractive compensation opportunity that varies based on results.

For further information regarding the Compensation Committee and its authority and responsibilities, see Corporate Governance Principles and Board Matters Compensation Committee at page 7.

Table of Contents

**COMPENSATION DISCUSSION AND ANALYSIS**  
Role of Compensation Consultant

**Role of Compensation Consultant**

The Compensation Committee has the authority to retain outside advisors, including compensation consultants, to assist it in evaluating actual and proposed compensation for our officers. During 2017, the Compensation Committee retained F.W. Cook as its independent compensation consultant.

As part of its engagement, F.W. Cook reviewed our executive compensation peer group and conducted a competitive analysis of compensation for the named executive officers as well as our operational and stock price performance relative to the peer group. F.W. Cook also assisted the Committee with a variety of other issues, including setting CEO compensation, compensation related to leadership succession activities, the design and establishment of performance goals under our variable incentive plans, and reviewing our compensation risk analysis and this Compensation Discussion and Analysis.

In addition, F.W. Cook reviewed and provided recommendations regarding our non-management director compensation program and made a presentation to the full Board on trends and regulatory developments in executive compensation. A representative of F.W. Cook regularly attends Compensation Committee meetings. F.W. Cook works with Goodyear management only under the direction of the Compensation Committee and does not provide any other advice or consulting services to the Company.

**Peer Group Benchmarking of Primary Compensation**

As noted above, the Compensation Committee generally targets primary compensation levels for officers at median market rates. For these purposes, the Compensation Committee has determined market rates by considering two sources:

Proxy statements and other public filings of 17 peer companies; and

Broad-based compensation surveys published from time to time by national human resources consulting firms.

FOR 2017 COMPENSATION DECISIONS, THE PEER GROUP NOTED ABOVE CONSISTED OF:

3M Company

Eaton Corporation plc

PACCAR Inc.



Caterpillar Inc.	Honeywell International Inc.	Parker-Hannifin Corporation
Cummins Inc.	Illinois Tool Works Inc.	PPG Industries, Inc.
Deere & Co.	Ingersoll-Rand plc	Stanley Black & Decker, Inc.
Delphi Automotive PLC	Johnson Controls, Inc.	Whirlpool Corporation
E.I. du Pont de Nemours and Co.	Lear Corporation	

Table of Contents

**COMPENSATION DISCUSSION AND ANALYSIS**  
Peer Group Benchmarking of Primary Compensation

This peer group was selected because the companies, as a whole, represent organizations of comparable size and complexity with which we compete for executive talent. The peer group includes companies in similar industries with comparable business models and global reach. It does not include other companies in the tire industry because no other U.S.-based tire company is similar in size and complexity to us, and non-U.S.-based tire companies do not publish comparable compensation information.

The Compensation Committee strongly believes that performance should be the primary basis on which compensation decisions are made. At the same time, the Compensation Committee believes that our peer group should reflect the fact that our executive officers are responsible for managing a larger and more complex enterprise relative to that of many other publicly traded companies with a larger market capitalization. Accordingly, in 2016, prior to analyzing competitive compensation data to help inform 2017 compensation decisions, the Compensation Committee reviewed the composition of the peer group using the following criteria:

- (1) companies with which we compete for executive talent;
- (2) size, including revenues, net income, total assets, market capitalization and enterprise value;
- (3) global manufacturing focus;
- (4) industry focus, particularly companies in the automotive industry;
- (5) consumer branded product companies; and
- (6) number of employees.

Our peer group had 2016 annual revenues the size criteria most strongly correlated to compensation ranging from \$11.3 billion to \$41.8 billion and median revenues of \$18.4 billion (for 2016, we had revenues of \$15.2 billion), and had approximately 60% of our selected peer companies in common with each of the peer groups constructed by two leading proxy advisory firms.

Following its review of the criteria described above, the Compensation Committee removed TRW Automotive Holdings from our peer group for 2017 compensation decisions due to TRW's acquisition by ZF Friedrichshafen AG. The Compensation Committee may make further changes in the peer group from time to time based on the criteria described above or other relevant factors.

Data with respect to comparable elements of primary compensation is compiled for the peer group of companies described above from available sources, including, in most cases, the most recently available annual proxy statements and other SEC filings that address executive compensation matters.

### Target Setting

The Compensation Committee set the performance targets for our 2017 executive compensation program in February 2017. The Compensation Committee believes that the performance targets it established were rigorous and reflected the significant raw material headwinds we faced in 2017, while providing meaningful motivational value to our executives. The performance targets required us to offset the anticipated \$1.1 billion raw material cost increase with pricing actions and improved mix, which would keep us on track to generate significant organic earnings growth and free cash flow through 2020. The achievement of the performance targets would enable us to fund our capital allocation plan, and would mean we had successfully met the significant challenges posed by rapidly rising raw material costs, were a stronger competitor and were poised for future growth.

Table of Contents

**COMPENSATION DISCUSSION AND ANALYSIS**  
Target Setting

The Compensation Committee considered the following factors when establishing the performance targets, including the related threshold and maximum target levels:

Corporate strategy

Annual and long-term operating plans

Publicly disclosed financial targets and guidance

Performance history

Macro-economic and tire industry environment

Input from F.W. Cook and management

Difficulty of the targets in light of the above factors

In September 2016, we announced an ambitious four-year strategic plan for 2017 to 2020, which set goals for segment operating income of \$3.0 billion by 2020 and cash flow generation of up to \$5.0 billion over that four-year period. The strategic plan included a related capital allocation plan and would deliver significant long-term shareholder value.

In late 2016 and early 2017, raw material prices increased rapidly, making the achievement of our 2020 strategic plan much more difficult. In February 2017, we reflected these significant raw material cost headwinds in our publicly announced earnings targets for 2017. As in prior years, the target level of performance for the 2017 performance period under our annual and long-term incentive plans was consistent with those publicly announced earnings targets. The performance targets would be achieved, at the target performance level, if we successfully executed our operating plan for 2017 and the 2017-2019 performance cycle. The minimum level of performance was consistent with the known risks inherent in our 2017 operating plan, particularly with respect to the competitive pricing environment in the tire industry. The maximum level of performance would be achieved if we more than offset the rapid increase in raw material costs and remained firmly on track to successfully complete our 2020 strategic plan despite the significant headwinds we faced.

**ANNUAL COMPENSATION TARGETS**

The 2017 Corporate EBIT target was essentially the same as our 2016 actual results. Our 2017 Corporate EBIT target reflected a \$1.1 billion increase in raw material costs, as well as unabsorbed overhead costs, foreign currency exchange headwinds, and start-up costs for our new manufacturing facility in Mexico. Our goal was to hold our ground in 2017, build momentum in the second half of 2017, and be positioned to continue pursuing our 2020 targets in 2018.

The 2017 free cash flow from operations target of \$650 million was a 12% decline from our 2016 actual results, reflecting the anticipated \$200 million impact of rapidly rising raw material costs on our working capital. We anticipated offsetting more than half of that impact through interest expense savings and other cost saving initiatives, but did not expect to fully offset the impact of raw material costs on free cash flow from operations in 2017.

#### **LONG-TERM COMPENSATION TARGETS**

The 2017 net income target was an 8% decrease from our 2016 actual results and was also impacted by rapidly rising raw material costs. Net income was expected to decrease more than Corporate EBIT primarily due to higher expected taxes and

Table of Contents

## COMPENSATION DISCUSSION AND ANALYSIS

### Annual Compensation

foreign currency headwinds. The 2017 target for cash flow return on capital reflected the increase in working capital described above, as well as a planned increase in average net fixed assets.

#### Annual Compensation

#### 2017 BASE SALARY DECISIONS

Mr. Delaney received a merit pay increase of 2.9% effective May 1, 2017, and a further increase of 11% effective September 1, 2017 as a result of his increased responsibilities upon being named President, Europe, Middle East and Africa.

Name	Annual Base Salary <sup>1</sup>	% Increase
Kramer	\$1,300,000	0%
Thompson	650,000	0
McClellan	630,000	3.3
Delaney	600,000	14.3
Bialosky	581,500	2.0

<sup>1</sup> Except for Mr. Delaney, base salary increases were effective May 1, 2017.

#### 2017 ANNUAL CASH INCENTIVE PAYOUTS

For 2017, the performance objectives under our annual incentive plans were as follows:

#### Corporate Officers

#### Officers of Our Three Operating Units

We believe these weightings hold our operating unit executives most accountable for financial results in the areas where they have the most control and influence, but also motivate them to work cooperatively with other operating units to maximize results for the entire Company.

The Compensation Committee used Corporate EBIT and Operating Unit EBIT to measure our results of operations and free cash flow from operations to measure our ability to generate cash, which enables us to provide funding for dividends and share

Table of Contents

## COMPENSATION DISCUSSION AND ANALYSIS

### Annual Compensation

repurchases, debt repayments and restructuring actions. The Compensation Committee also emphasized the balance between profitability and cash generation by equally weighting EBIT and free cash flow from operations.

EBIT, as defined in our annual incentive plans, means the Company's net sales, less cost of goods sold and selling, administrative and general expense, excluding the effects of restructuring charges, accelerated depreciation, discontinued operations, extraordinary items, other unusual or non-recurring items, and the cumulative effect of tax or accounting changes. Free cash flow from operations, as defined in our annual incentive plans, means cash flow from operating activities before pension contributions and direct payments and rationalization payments, less capital expenditures. Our 2017 targets also excluded the effects of (1) certain pension curtailment and settlement charges, and (2) interest savings, net of charges and payments relating to the refinancing of debt. In 2017, EBIT and free cash flow from operations were adjusted to reflect the impact of Hurricanes Harvey and Irma on our operations.

In 2017, the Compensation Committee established the following operating drivers that were consistent with our annual operating plan and are tied to the achievement of important strategic objectives that drive the success of our business:

#### Strategic Objective

#### Operating Driver

#### **Innovation Excellence**

New Product Vitality Meet goals for the proportion of branded replacement tire sales volume from products launched in the last four years.

#### **Sales & Marketing Excellence**

#### **Operational Excellence**

Total Delivered Cost Productivity Achieve \$150 million in cost reductions from improvements in labor, overhead and utilities cost, raw material cost, and transportation and warehousing cost.

#### **Enabling Investments**

Working Capital Excellence Achieve an average ratio of working capital to net sales of 14.0%.

Overall Company performance is relevant for determining the annual incentive payments for all named executive officers. Additionally, Americas' performance is relevant for determining the annual incentive payment for Mr. McClellan and Asia Pacific's and EMEA's performance is relevant for determining the annual incentive payment for Mr. Delaney. In February 2018, the Compensation Committee reviewed actual results for 2017 with respect to achievement of the company-wide and operating unit performance objectives. The table below shows the performance



objectives, actual results for 2017 and corresponding payout percentages under our annual incentive plans.

	Payout Under Annual Incentive Plans			Actual Results	Payout Percentage
	50%	100%	200%		
<b>Overall Company Performance (2017):</b>					
Corporate EBIT	\$ 1,565 million	\$ 1,840 million	\$ 2,045 million	\$ 1,453 million	0%
Free cash flow from operations	\$ 520 million	\$ 650 million	\$ 780 million	\$ 522 million	51%

Table of Contents

## COMPENSATION DISCUSSION AND ANALYSIS

### Annual Compensation

The table below shows the payout percentages under our annual incentive plans for each of our operating units.

	EBIT	Payout Percentage Free Cash Flow From Operations
Americas	0%	0%
EMEA	66%	72%
Asia Pacific	0%	88%

The Committee also assessed whether our performance against the operating drivers was below, at or above target. The Committee determined that we met two of the three operating drivers, and failed to meet one of the operating drivers. In reaching that conclusion, the Committee considered the following results by the Company against the operating driver goals:

Exceeding our goal for the proportion of branded replacement tire sales volume coming from products launched in the last four years by 7%.

Achieving \$179 million of total delivered cost productivity savings, versus a goal of \$150 million.

Achieving an average ratio of working capital to net sales of 14.8%, which fell short of our goal of 14.0%. Since the overall company EBIT and free cash flow from operations performance was largely consistent with our operating driver performance, the Committee determined that the overall company operating driver performance should mirror the calculated performance using the financial performance measures. In reaching these decisions, the Committee considered whether the performance under the financial performance measures and the operating drivers were appropriately aligned, and concluded that they were.

The Compensation Committee reviewed its assessment of the CEO's performance and the CEO's assessment of each of the other named executive officer's performance during 2017, and their respective contributions to our results. In

particular, the Compensation Committee considered:

The launch of 55 new products globally, which supported strong new product vitality.

Strong cost savings performance.

Performance on our capital allocation plan, including direct shareholder returns of \$510 million in 2017.

Continued strong momentum in innovation.

Continued strengthening of our leadership team and pipeline.

Unit volume, Corporate EBIT and free cash flow from operations that did not meet the targets in our operating plan for 2017.

The CEO and the Compensation Committee also considered the contributions of the other named executive officers in furthering the Company's strategic initiatives described in the preceding bullet points.

The Compensation Committee then established an aggregate incentive pool for all officers, and determined the payout for each officer. In this process, the officer's target incentive amount is first multiplied by the same percentage used to determine the applicable portion of the aggregate incentive pool. (For example, if the portion of the aggregate incentive pool applicable to

Table of Contents

**COMPENSATION DISCUSSION AND ANALYSIS**  
Annual Compensation

such officer, e.g., overall company, is funded at 150% of the aggregate target incentive amount, the officer's individual payout initially would be set at 150% of his individual incentive target.) Then, the CEO assesses the officer's individual performance and contributions towards Company goals and makes his recommendations with respect to individual payout amounts to the Compensation Committee, which considers the CEO's recommendations and determines the final payouts. The Compensation Committee undertakes the same process for the CEO and makes the determination as to the final payout amount for the CEO. Officers can earn between 0% and 200% of their target incentive, but the total payout for all officers may not exceed the aggregate incentive pool.

The incentive pool for the overall company was funded at 26% of the target incentive amount (and the operating unit pools were funded at 22% to 52% of the target incentive amount). For 2017, Mr. Kramer recommended that he and the other officers not receive any payout under the annual incentive plan in light of the Company's financial performance. The Compensation Committee agreed with his recommendation and approved the following awards for our named executive officers under our annual incentive plans:

Name	Target Award (\$)	Actual Award (\$)	Actual Award as a % of Target Award
Kramer	\$ 1,950,000	\$ 0	0%
Thompson	628,355	0	0%
McClellan	609,021	0	0%
Delaney	551,929	0	0%
Bialosky	494,275	0	0%

[Long-Term Compensation](#)

## **2017 GRANTS OF PERFORMANCE-BASED INCENTIVES**

In February 2017, the Compensation Committee granted 70% of total long-term compensation in the form of long-term performance-based incentives that have the following characteristics:

The awards will be payable 30% in shares of Common Stock and 70% in cash.

The payout is based on results over a three-year performance cycle, with performance targets for each year of the three-year period established on the grant date in order to provide greater accountability for long-term results, weighted one-third for each year in the three-year performance cycle.

The payout can range from 0% to 200% for the 2017-2019 performance cycle based on actual results (and assuming the recipient remains continuously employed by us through the entire three-year period).

The payout can increase or decrease up to 20% (up to a maximum payout of 200%) based on our total shareholder return versus the S&P 500 over the three-year period ending December 31, 2019.

The performance criteria for the 2017, 2018 and 2019 performance periods for the 2017-2019 performance cycle are, consistent with our strategic plan, based 50% on net income and 50% on cash flow return on capital, providing a balanced

Table of Contents

## COMPENSATION DISCUSSION AND ANALYSIS

### Long-Term Compensation

emphasis on profitability and capital efficiency. Results will be based on our consolidated performance, with no award tied to business unit performance. In this manner, the plan balances performance measures used under our annual incentive plans and reinforces the need for teamwork among executives. Net income is used as a measure to focus on improvement in profitability. Cash flow return on capital is an efficiency metric that measures how much return is generated in proportion to the investment in the business in terms of plant, property and equipment and working capital.

The TSR modifier measures the relative performance of our Common Stock versus the S&P 500 over the three-year performance cycle of our long-term incentive awards, and is calculated based on the trailing two-month average closing price for our Common Stock and the S&P 500 (as in existence at the end of the period), assuming the reinvestment of dividends. The TSR modifier will cause the payout of our long-term incentive awards to increase or decrease up to 20% (up to a maximum payout of 200%) as follows:

Goodyear Common Stock vs. S&P 500 <sup>1</sup>	TSR Modifier
<sup>3</sup> 75 <sup>th</sup> Percentile	1.2 times
= 50 <sup>th</sup> Percentile	1.0 times
£ 25 <sup>th</sup> Percentile	0.8 times

<sup>1</sup> Results between these performance levels will be interpolated.

The table below shows the aggregate value of the long-term performance-based incentives granted to each of our named executive officers for the 2017-2019 performance cycle at the target award opportunity, as well as the amount payable in shares of Common Stock and cash.

Name	Aggregate Target Award (\$)	Portion Payable in Shares (\$) <sup>1</sup>	Portion Payable in Cash (\$)
------	--------------------------------	--	---------------------------------

Kramer	\$ 7,455,000	\$ 2,130,000	\$ 5,325,000
Thompson	1,662,500	475,000	1,187,500
McClellan	1,505,000	430,000	1,075,000
Delaney	1,281,000	366,000	915,000
Bialosky	1,137,500	325,000	812,500

1 See the "Grants of Plan-Based Awards" Table at page 52 for information regarding the target number of performance shares actually granted, which was determined by dividing the amount in this column by the closing market price of our Common Stock on the respective date of grant.

Table of Contents

## COMPENSATION DISCUSSION AND ANALYSIS

### Long-Term Compensation

**PERFORMANCE FOR THE 2017 PERFORMANCE PERIOD**

The table below shows the performance goals, actual results and payout percentages for the 2017 performance period applicable to the 2015-2017, 2016-2018 and 2017-2019 performance cycles. With respect to each performance cycle, each year was weighted evenly (33%), goals were set on the grant date and the maximum payout was 200% of the target award opportunity.

Performance Cycle	Threshold	Target	Maximum	Net Income	
				Actual	Payout
				Results	Percentage
2015-2017	\$ 695 million	\$ 930 million	\$ 1,070 million	\$ 783 million	69%
2016-2018	770 million	1,030 million	1,185 million	800 million	56%
2017-2019	785 million	980 million	1,130 million	800 million	54%

Net income, as defined in our long-term incentive plans, means the Company's net income, excluding charges for restructurings, accelerated depreciation, certain pension curtailment and settlement charges, charges relating to the refinancing of debt, changes in tax valuation allowances, and the cumulative effect of accounting changes. Our 2017 net income also excluded the impact of certain other items noted in the table below. Our 2017 net income for purposes of our long-term incentive plans was calculated as follows:

(\$ in millions)	2015 - 2017	2016 - 2018	2017 - 2019
Goodyear net income (as reported)	\$ 346	\$ 346	\$ 346
U.S. tax reform impact	299	299	299



Restructuring and accelerated depreciation charges	121	121	121
Dissolution of global alliance with Sumitomo Rubber Industries ( SRI )	(33)		
Debt refinancing charges	19	19	19
Hurricanes impact	16	16	16
Net gains on asset sales	(13)	(13)	(13)
Pension curtailment and settlement charges	12	12	12
Impact of release of tax valuation allowances	8		
Loss of royalty income due to licensing agreement termination	8		
Net income	\$ 783	\$ 800	\$ 800

Performance Cycle	Threshold	Target	Maximum	Cash Flow Return on Capital Payout	
				Actual	Percentage
2015-2017	5.9%	7.9%	9.8%	5.7%	0%

2016-2018	7.6%	9.8%	11.5%	5.4%	0%
2017-2019	5.4%	6.7%	8.1%	5.4%	50%

Cash flow return on capital, as defined in our long-term incentive plans, means free cash flow from operations (as defined for purposes of our annual incentive plan) divided by the sum of average net fixed assets and average working capital. Our 2017

Table of Contents

## COMPENSATION DISCUSSION AND ANALYSIS

### Long-Term Compensation

cash flow return on capital calculation for each of the performance cycles excluded the impact on free cash flow from operations of (1) the interest savings, net of the payment of redemption premiums and other refinancing costs, related to the redemption of debt, and (2) Hurricanes Harvey and Irma. Our 2017 cash flow return on capital calculation for the 2015-2017 performance cycle also excluded the impact on free cash flow from operations of the dissolution of the global alliance with SRI.

In 2017, we faced a number of challenges, which are discussed in detail above in the [Executive Summary](#) to this Compensation Discussion and Analysis. We did not meet our net income or cash flow return on capital targets for the 2017 performance period primarily due to Corporate EBIT that fell short of our annual operating plan.

Based on the results during the 2017 performance period, the Compensation Committee approved earnings on the long-term incentive awards for that period in an amount equal to 34% of the target amount for 2015-2017 awards, 28% for 2016-2018 awards and 52% for 2017-2019 awards. The payout of these amounts is contingent upon the named executive officer's continued service during the related three-year performance cycle, except in the case of certain events, such as retirement, death, disability or severance following a change-in-control, and is subject to a three-year relative total shareholder return modifier.

The table below shows amounts earned by each of the named executive officers in respect of their long-term incentive grants for the 2017 performance period with respect to their 2015-2017 awards, which represents one-third of the three-year target award opportunity:

Name	Aggregate Target Award (\$)	Portion of Actual Award Payable in Cash (\$)¹	Portion of Actual Award Payable in Shares (# of Shares)¹
Kramer	\$ 2,317,396	\$ 555,322	8,178
Thompson	354,688	85,000	1,251

McClellan	502,443	120,394	1,773
-----------	---------	---------	-------

Delaney	374,587	90,644	1,290
---------	---------	--------	-------

Bialosky	468,218	112,200	1,652
----------	---------	---------	-------

1 Payable subject to a three-year relative total shareholder return modifier. See [Impact of TSR Modifier and Payout of 2015-2017 Long-Term Incentive Awards](#) below.

Table of Contents

**COMPENSATION DISCUSSION AND ANALYSIS**  
Long-Term Compensation

The table below shows amounts earned by each of the named executive officers in respect of their long-term incentive grants for the 2017 performance period with respect to their 2016-2018 awards, which represents one-third of the three-year target award opportunity:

Name	Aggregate Target Award (\$)	Portion of Actual Award Payable in Cash (\$)¹	Portion of Actual Award Payable in Shares (# of Shares)¹
Kramer	\$ 2,427,467	\$ 480,676	6,430
Thompson	542,012	107,324	1,435
McClellan	483,172	95,676	1,279
Delaney	365,263	72,324	967
Bialosky	365,263	72,324	967

1 Payable contingent on continued service through December 31, 2018 and subject to a three-year relative total shareholder return modifier.

The table below shows amounts earned by each of the named executive officers in respect of their long-term incentive grants for the 2017 performance period with respect to their 2017-2019 awards, which represents one-third of the three-year target award opportunity:

Name	Aggregate Target Award (\$)	Portion of Actual Award Payable in Cash (\$)¹	Portion of Actual Award Payable in Shares (# of Shares)¹
Kramer	\$ 2,515,602	\$ 923,000	10,470
Thompson	561,079	205,868	2,335
McClellan	507,911	186,368	2,113
Delaney	434,823	158,652	1,834
Bialosky	383,925	140,868	1,597

1 Payable contingent on continued service through December 31, 2019 and subject to a three-year relative total shareholder return modifier.

#### **IMPACT OF TSR MODIFIER AND PAYOUT OF 2015 2017 LONG-TERM INCENTIVE AWARDS**

Our stock out-performed 37% of the companies in the S&P 500 during the three-year period ending December 31, 2017, resulting in a TSR modifier of 0.9 times (up to a maximum payout of 200%). See page 38 for more information on the calculation of the TSR modifier.



Table of Contents

**COMPENSATION DISCUSSION AND ANALYSIS**  
Long-Term Compensation

The Compensation Committee approved the payout of shares of Common Stock and cash to the named executive officers with respect to the 2015-2017 performance cycle as follows.

Name	2015 Performance Period <sup>1</sup>	2016 Performance Period <sup>2</sup>	2017 Performance Period	Impact of TSR Modifier	Cash Payout  Total Payout of 2015-2017 Awards
Kramer	\$ 3,266,800	\$ 2,711,278	\$ 555,322	\$ (653,400)	\$ 5,880,000
Thompson	500,000	415,000	85,000	(100,000)	900,000
McClellan	708,400	587,972	120,394	(141,766)	1,275,000
Delaney	533,400	442,722	90,644	(106,766)	960,000
Bialosky	660,000	547,800	112,200	(132,000)	1,188,000



Name	2015	2016	2017	Impact of TSR	Total Payout of
	Performance Period <sup>1</sup> (# of Shares)	Performance Period <sup>2</sup> (# of Shares)	Performance Period (# of Shares)	Modifier (# of Shares)	2015-2017 Awards (# of Shares)
Kramer	48,110	39,931	8,178	(9,623)	86,596
Thompson	7,364	6,112	1,251	(1,474)	13,253
McClellan	10,432	8,658	1,773	(2,087)	18,776
Delaney	7,594	6,303	1,290	(1,520)	13,667
Bialosky	9,720	8,067	1,652	(1,944)	17,495

1 Previously reported, to the extent applicable, in the Proxy Statement dated March 11, 2016.

2 Previously reported, to the extent applicable, in the Proxy Statement dated March 10, 2017.

### 2017 STOCK OPTION GRANTS

In February 2017, the Compensation Committee granted 30% of total long-term compensation in the form of stock options. Stock options granted in 2017 have the following terms:

options vest in equal, annual installments over a four-year period;

options have a ten-year term; and

the exercise price is equal to the closing market price of our Common Stock on the date of grant. All options granted to named executive officers during 2017 were non-qualified stock options. The portion of long-term compensation provided in the form of stock option grants each year is determined based on the number of available options under our equity compensation plans, as well as market data on long-term compensation. We use a Black-Scholes valuation model to determine the number of stock options to be granted.

Table of Contents

**COMPENSATION DISCUSSION AND ANALYSIS**  
Long-Term Compensation

The table below shows the aggregate grant date fair value and the number of stock options granted to each of our named executive officers in 2017.

Name	Aggregate Grant Date Fair Value (\$)	Number of Stock Options (#)
Kramer	\$ 3,194,991	264,486
Thompson	712,490	58,981
McClellan	645,000	53,394
Delaney	548,989	46,323
Bialosky	487,488	40,355

**2017 RESTRICTED STOCK AWARDS**

In October 2017, the Compensation Committee granted 15,281 restricted stock units to Mr. Delaney due to his increased responsibilities upon being named President, Europe, Middle East and Africa. The restricted stock units will

vest and convert into shares of Common Stock three years from the date of grant (in October 2020). The Compensation Committee believes that restricted stock links executives to the results earned by shareholders and builds executive stock ownership.

## Retirement and Other Benefits

### **RETIREMENT BENEFITS**

We provide our named executive officers with retirement benefits under both tax-qualified and non-qualified retirement plans. Tax-qualified plan benefits are pursuant to a defined benefit pension plan, the Goodyear Salaried Pension Plan (the Salaried Plan ), which was frozen effective December 31, 2008, and a defined contribution plan, the Goodyear Employee Savings Plan for Salaried Employees (the Savings Plan ). Non-qualified plan benefits are pursuant to a defined benefit plan, the Goodyear Supplementary Pension Plan (the Supplementary Plan ). We also maintain a non-qualified defined benefit Excess Benefit Plan, which was also frozen effective December 31, 2008, that pays an additional pension benefit over that paid from the Salaried Plan if a participant does not meet the eligibility requirements of the Supplementary Plan. For all employees who do not meet the eligibility requirements of the Supplementary Plan, there is also a corresponding non-qualified defined contribution Excess Benefit Plan that mirrors the retirement contributions feature of the Savings Plan.

Mr. Kramer, Ms. Thompson and Mr. McClellan are currently eligible to receive a benefit under the Supplementary Plan. Upon an involuntary termination within two years of a change in control under the Executive Severance Plan described below, Mr. Bialosky will become vested in his Supplementary Plan benefits. Mr. Kramer, Ms. Thompson and Mr. McClellan will receive benefits from the frozen Salaried Plan.

**Table of Contents**

**COMPENSATION DISCUSSION AND ANALYSIS**  
Retirement and Other Benefits

Mr. Delaney and Mr. Bialosky are not eligible to participate in the Salaried Plan or the defined benefit Excess Benefit Plan. Participants in the Savings Plan, including all of the named executive officers, are currently eligible to receive Company matching contributions and retirement contributions.

The Supplementary Plan provides additional pension benefits to officers and certain other key individuals identified by the Compensation Committee. All of the named executive officers participate in the Supplementary Plan. The Committee believes supplemental executive retirement plans such as the Supplementary Plan are an important part of executive compensation and are utilized by many large companies that compete with the Company for executive talent. Retirement benefits, including those provided through a supplemental executive retirement plan, are essential to attracting, motivating and retaining talented executives with a history of leadership and to providing retirement replacement income. Retirement benefits are an important factor in an executive's decision to accept or reject a new position. The Compensation Committee has adopted a policy prohibiting the grant of additional service credit in the Supplementary Plan for newly hired officers and other key employees.

The number reported in the "Change in Pension Value" column in the Summary Compensation Table reflects the change in each NEO's pension value in 2017. Changes in pension value are caused largely by two factors: (1) additional pension benefits accrued by the NEOs under the Supplementary Plan when they receive higher compensation due to roles of increasing responsibility or through strong performance, and (2) changes in assumptions used for financial reporting purposes, such as changes in discount rates and updated actuarial assumptions regarding life expectancies. Mr. Kramer's pension value increased in 2017 due to decreases in both the discount rate used to calculate the pension value and the interest rate used to determine the lump sum value of the Supplementary Plan benefit, as well as the effect of increases in his pay since 2011 due to our strong operating performance over that time frame and his tenure as CEO.

For more information regarding the terms of these plans and the named executive officers' accrued benefits under these plans, see "Defined Contribution Plan Benefits" at page 56 and "Pension Benefits" at page 56.

**SEVERANCE AND CHANGE-IN-CONTROL BENEFITS**

Our Executive Severance and Change in Control Plan (the "Executive Severance Plan") provides for the payment of severance benefits to our officers, including all of the named executive officers, if their employment is terminated under certain circumstances during certain periods before or within two years following a change-in-control of the Company. The Executive Severance Plan does not provide for any excise tax gross-ups or walk-away rights.

The Executive Severance Plan is designed to attract, retain and motivate officers, provide for stability and continuity in the event of an actual or threatened change-in-control, and ensure that our officers are able to devote their full time and attention to the Company's operations in the event of an actual or threatened change-in-control.

The Executive Severance Plan and the related change-in-control triggers (commonly referred to as "double triggers") generally provide for the payment of severance benefits if employment is terminated under certain circumstances

during certain periods before or within two years following a change-in-control of the Company. The change-in-control triggers in our equity compensation plans are substantially similar to those in the Executive Severance Plan. We selected the specific change-in-control triggers used in the Executive Severance Plan and our equity compensation plans, such as the acquisition of 20% or more of Goodyear's Common Stock, a significant change in the composition of the Board of Directors or the acquisition

Table of Contents

**COMPENSATION DISCUSSION AND ANALYSIS**  
Retirement and Other Benefits

of actual control of Goodyear, based upon our review of market practices, including provisions included in similar agreements of other public companies. Based upon that review, we determined that the terms and conditions of the Executive Severance Plan, including the specific change-in-control triggers, were consistent with market practices.

The Executive Severance Plan also provides severance benefits to our officers, including each of the named executive officers, if their employment is terminated by us other than for Cause (as defined in the Executive Severance Plan), death or disability, and other than in connection with a change-in-control.

To be eligible to receive benefits under the Executive Severance Plan, an officer must execute a release and agree, among other things, to certain confidentiality, non-disparagement, non-solicitation and non-competition covenants.

The Compensation Committee believes that our severance benefits are in the best interests of the Company and our shareholders, are a necessary component of a competitive compensation program, and are in line with severance benefits in place at other companies.

For additional information regarding the terms of the Executive Severance Plan and benefits payable under that plan, see [Potential Payments Upon Termination or Change-in-Control](#) at page 61.

## **PERQUISITES**

We provide certain executive officers, including our named executive officers, with limited personal benefits and perquisites, as described below and in footnote 5 to the Summary Compensation Table at page 50. The Compensation Committee has reviewed and approved the perquisites described below. The Compensation Committee recognizes that these perquisites are an important factor in protecting our executive officers and in enabling them to focus on our business with minimal disruption. We do not provide any tax reimbursements to our executive officers for any of the perquisites we provide them.

**Home Security Systems.** We pay for the cost of home security systems for a limited number of executive officers in order to enhance their safety and protect our investment in them. We cover the cost of installation, monitoring and maintenance for these systems.

**Use of Company Aircraft.** In limited circumstances, executive officers are permitted to use our company aircraft for personal travel.

**Tire Program.** We offer our executive officers and Board members the opportunity to receive up to two sets of tires per year at our expense, including the cost of tires, mounting, balancing and disposal fees.

**Financial Planning and Tax Preparation Services.** We offer financial assistance to our executive officers to help them cover the cost of financial planning and tax preparation services. In providing this benefit, we seek to alleviate our executives' concern regarding personal financial planning so that they may devote their full attention to our business.

The maximum annual cost to the Company under this program is \$9,000 per officer.

**Club Memberships.** We pay the annual dues for a corporate club membership that is available to Mr. Kramer and Mr. McClellan. None of the other named executive officers utilize this corporate club membership. The membership is intended to be used primarily for business purposes, although members may use the club for personal purposes so long as they pay all incremental costs, other than the annual dues, related to that personal use.



Table of Contents

**COMPENSATION DISCUSSION AND ANALYSIS**  
Retirement and Other Benefits

**Annual Physical Exams.** We strongly encourage our executive officers to have an annual comprehensive physical examination which we pay for in order to enhance their physical well-being and protect our investment in them.

**EXECUTIVE DEFERRED COMPENSATION PLAN**

The Goodyear Executive Deferred Compensation Plan (the "Deferred Compensation Plan") is a non-qualified deferred compensation plan that provides named executive officers and other highly compensated employees the opportunity to defer various forms of compensation. For participants, this offers an additional means to save for retirement on a tax-deferred basis. There is no guaranteed return associated with any deferred amounts. During 2017, none of the named executive officers made deferrals under the Deferred Compensation Plan.

For additional information regarding the terms of the Deferred Compensation Plan and participant balances, see "Nonqualified Deferred Compensation" at page 60.

**Compensation Policies and Practices**

**STOCKHOLDING GUIDELINES**

To better link the interests of management and our shareholders, the Compensation Committee has established stockholding guidelines for our officers. These guidelines specify a number of shares that our officers are expected to accumulate and hold based on a multiple of annual base salary of six times for the CEO, three times for Executive Vice Presidents, Presidents of our operating units and Senior Vice Presidents, and two times for elected Vice Presidents. Therefore, the stockholding requirement for Mr. Kramer is six times his annual base salary and for Ms. Thompson, Mr. McClellan, Mr. Delaney and Mr. Bialosky is three times their annual base salary. All shares of Common Stock owned outright by officers (or their spouses) and held by them in the Goodyear stock fund of the Savings Plan, and 60% of the shares of restricted stock, restricted stock units, earned (but unvested) performance shares awarded to officers and share equivalent units held in our deferred compensation plan, are counted as ownership in assessing compliance with the guidelines. Unexercised stock options and unearned performance shares are not counted toward compliance with the guidelines. The stock price used in assessing compliance with the guidelines as of May 1st of each year will be the average closing stock price for the prior 60-day period.

The stockholding guidelines also include stock retention provisions. If an officer has met their stockholding requirement, they are required to retain 25% of the net shares received from any exercised options or any vested shares of Common Stock for at least one year from the date of exercise or vesting and may only sell or otherwise dispose of shares to the extent they will still meet their stockholding requirement following that sale or disposition. If an officer has not met their stockholding requirement, they are required to retain all of the net shares received from any exercised options or any vested shares of Common Stock, and may not sell or otherwise dispose of shares until they have met their stockholding requirement, unless they demonstrate a need to sell shares due to a financial hardship. Net shares are the shares remaining after payment of the exercise price and/or withholding taxes.



**Table of Contents**

**COMPENSATION DISCUSSION AND ANALYSIS**  
Compensation Policies and Practices

Mr. Kramer holds shares of Common Stock worth over eleven times his annual base salary, well in excess of his minimum stockholding requirement. Ms. Thompson, Mr. McClellan and Mr. Bialosky have also met their stockholding requirement, and Mr. Delaney is making progress towards satisfying his stockholding requirement.

**PROHIBITION ON HEDGING AND PLEDGING**

We have adopted, as part of our insider trading policy, prohibitions on the short sale of our Common Stock and other securities and the issuance, purchase or sale of, or trading or dealing in, puts, calls or other options or rights relating to our Common Stock and other securities. These provisions prohibit our directors, officers and employees from hedging the risk of their ownership of our Common Stock. We also prohibit our directors, officers and employees from holding our Common Stock and other securities in a margin account or otherwise pledging them as collateral for a loan.

**RECOVERY OF COMPENSATION (CLAWBACK POLICY)**

If the Compensation Committee determines that an officer has engaged in conduct detrimental to the Company, the Compensation Committee may take a range of actions to remedy this conduct, prevent its recurrence and impose appropriate discipline. Discipline would vary depending on the facts and circumstances, and may include (1) termination of employment, (2) cancelling or reducing any outstanding compensatory grants or awards, (3) initiating an action for breach of fiduciary duty or fraud which could include recovery of any unjustly obtained incentive compensation, and (4) requiring reimbursement of compensation or other payments in accordance with provisions of the Sarbanes-Oxley Act of 2002, our claw-back policy described below or the terms of the relevant compensation plan. These remedies would be in addition to, and not in lieu of, any actions imposed by law enforcement agencies, regulators or other authorities.

Beginning with awards made in 2012, the Compensation Committee adopted a claw-back policy that effectively contractually extends the claw-back provisions of the Sarbanes-Oxley Act of 2002 that apply to our Chief Executive Officer and Chief Financial Officer to the Presidents of each of our strategic business units and all of our Senior Vice Presidents. If we are required to prepare an accounting restatement due to our material noncompliance with any financial reporting requirement as a result of misconduct, the claw-back policy would permit the Compensation Committee to require reimbursement of (1) any incentive compensation received from us during the one-year period following the publication of misstated financial statements and (2) any profits realized from the sale of our securities during that one-year period. We will make any necessary revisions to our claw-back policy once implementing rules pursuant to Section 954 of the Dodd-Frank Wall Street Reform and Consumer Protection Act of 2010 are adopted by the Securities and Exchange Commission and The Nasdaq Stock Market.

In addition, under our equity compensation plans, the Compensation Committee may require a plan participant who engages in competition with us within 18 months after their termination of employment to return or forfeit the realized value of all awards under those plans during such period of time that the Compensation Committee determines. Our Executive Severance Plan also provides for the recovery or forfeiture of severance payments if a person receiving payments pursuant to the plan violates certain confidentiality, non-disparagement, non-solicitation and

non-competition covenants.

**Table of Contents**

**COMPENSATION COMMITTEE REPORT**

We have reviewed and discussed the foregoing Compensation Discussion and Analysis with management. Based on our review and discussion with management, we have recommended to the Board of Directors that the Compensation Discussion and Analysis be included in this Proxy Statement and incorporated by reference in Goodyear's Annual Report on Form 10-K for the year ended December 31, 2017.

**THE COMPENSATION COMMITTEE**

John E. McGlade, Chairman

William J. Conaty

W. Alan McCollough

Stephanie A. Streeter

**Table of Contents****EXECUTIVE COMPENSATION****Summary Compensation Table**

The table below sets forth information regarding the compensation of the CEO, the Chief Financial Officer of Goodyear (the CFO), and the persons who were, at December 31, 2017, the other three most highly compensated executive officers of Goodyear (collectively, the named executive officers) for services in all capacities to Goodyear and its subsidiaries during 2015, 2016 and 2017.

Name and Principal Position	Year	Salary and Bonus		Stock Awards (\$) <sup>1</sup>	Option Awards (\$) <sup>2</sup>	Incentive Plan Compensation (\$) <sup>3</sup>	Change in Pension Value and Nonqualified Deferred Compensation (\$) <sup>4</sup>	All Other Compensation (\$) <sup>5</sup>	Total Compensation (\$)
		(\$)	(\$)						
Richard J. Kramer Chairman of the Board, Chief Executive Officer and President	2017	\$ 1,300,000	\$ 0	\$ 2,221,806	\$ 3,194,991	\$ 1,305,598	\$ 2,678,203	\$ 145,161	\$ 10,845,759
	2016	1,233,333	0	2,132,331	3,089,998	9,667,094	3,509,123	166,225	19,798,104
	2015	1,100,000	0	2,052,344	2,940,000	11,577,753	1,535,672	102,031	19,307,800
Laura K. Thompson Executive Vice President and Chief Financial Officer	2017	650,000	0	495,463	712,490	298,192	1,350,719	40,216	3,547,080
	2016	621,667	0	476,135	689,989	1,722,680	1,547,999	46,801	5,105,271
	2015	551,667	0	314,120	449,992	2,114,933	662,960	43,791	4,137,463
Stephen R. McClellan President, Americas	2017	623,333	0	448,532	645,000	260,672	973,956	44,447	2,995,940
	2016	610,000	0	424,386	614,989	1,917,080	1,504,591	46,008	5,117,054
	2015	541,250	0	445,029	637,494	2,657,663	455,714	43,960	4,781,110

Christopher R. Delaney President, Europe, Middle East and Africa	2017	555,000	0	889,126	548,989	214,854	289,281	25,133	2,522,383
David L. Bialosky Senior Vice President, General Counsel and Secretary	2017	577,667	0	339,001	487,488	193,392	635,619	25,736	2,258,903
	2016	565,000	0	320,859	464,999	1,799,560	629,586	25,550	3,805,554
	2015	555,000	0	414,655	593,999	2,377,381	424,167	25,107	4,390,309

1 Represents the aggregate grant date fair value as of the respective grant date for each award. The maximum amount to be awarded with respect to the equity portion of our long-term incentive awards for each of the named executive officers is shown in the Grants of Plan-Based Awards Table in the column Estimated Future Payouts Under Equity Incentive Plan Awards Maximum. The assumptions made in valuing stock awards reported in this column are discussed in Note to the Consolidated Financial Statements No. 1, Accounting Policies under Stock-Based Compensation and Note to the Consolidated Financial Statements No. 18, Stock Compensation Plans included in Goodyear's Annual Report for the year ended December 31, 2017. For additional information regarding such grants, see Compensation Discussion and Analysis Long-Term Compensation 2017 Grants of Performance-Based Incentives and 2017 Restricted Stock Awards. See also Grants of Plan-Based Awards below.

2 Represents the aggregate grant date fair value as of the respective grant date for each award. The assumptions made in valuing option awards reported in this column are discussed in Note to the Consolidated Financial Statements No. 1, Accounting Policies under Stock-Based Compensation and Note to the Consolidated Financial Statements No. 18, Stock Compensation Plans included in Goodyear's Annual Report for the year ended December 31, 2017. For additional information regarding such grants, see Compensation Discussion and Analysis Long-Term Compensation 2017 Stock Option Grants. See also Grants of Plan-Based Awards below.

3 Represents amounts awarded under our annual and long-term incentive compensation plans. For additional information regarding annual cash incentive awards in 2017, see Compensation Discussion and Analysis Annual Compensation 2017 Annual Cash Incentive Payouts.

Table of Contents

**EXECUTIVE COMPENSATION**  
Summary Compensation Table

Amounts awarded under our long-term incentive compensation plans are, for 2017, in respect of the one-year performance period ended December 31, 2017 for the 2015-2017 awards, the 2016-2018 awards and the 2017-2019 awards. The 2016-2018 awards and the 2017-2019 awards remain subject to the named executive officer's continued service and a three-year relative total shareholder return modifier. For additional information regarding long-term incentive awards, see Compensation Discussion and Analysis Long-Term Compensation 2017 Grants of Performance-Based Incentives, Performance for the 2017 Performance Period, and Impact of TSR Modifier and Payout of 2015-2017 Long-Term Incentive Awards.

The following table provides further information on the amounts payable, or earned but not yet payable, for performance periods ending on December 31, 2017:

	2015-2017				
	2017 Annual Incentive (Currently Payable)	2015-2017 Long- Term Incentive (Currently Payable)	Impact of TSR Modifier (Currently Payable)	2017 Period; 2016-2018 Long- Term Incentive (Not Yet Payable)	2017 Period; 2017-2019 Long- Term Incentive (Not Yet Payable)
Kramer	\$0	\$555,322	\$(653,400)	\$480,676	\$923,000
Thompson	0	85,000	(100,000)	107,324	205,868
McClellan	0	120,394	(141,766)	95,676	186,368



Delaney	0	90,644	(106,766)	72,324	158,652
Bialosky	0	112,200	(132,000)	72,324	140,868

4 Represents total change in pension value for each named executive officer, which reflects both the accrual of additional benefits and changes in the assumptions used to value the benefits. The discount rate used to calculate the Supplementary Plan pension value decreased from 4.16% at December 31, 2016 to 3.68% at December 31, 2017. Also, the interest rate used to determine the lump sum value of the Supplementary Plan benefit decreased from 1.50% to 1.00%. These changes in assumptions accounted for a portion of the total change in pension value for each of the named executive officers. The table below allocates the total change in pension value between the actual increase in accrued benefits, including the growth in pension value due to the passage of time, and assumption changes.

	Increase in Pension		Total Increase in Pension Value
	Value due to Benefit Accrual	Increase in Pension Value due to Assumption Changes	
Kramer	\$949,785	\$1,728,418	\$2,678,203
Thompson	811,089	539,630	1,350,719
McClellan	341,152	632,804	973,956
Delaney	249,817	39,464	289,281
Bialosky			635,619
	449,442	186,177	

No nonqualified deferred compensation earnings are required to be reported because the Deferred Compensation Plan does not provide for above-market or preferential earnings as defined in applicable Securities and Exchange Commission rules and regulations.

5 Includes amounts for home security system installation and monitoring, personal financial planning services, annual physical exams, and the provision of up to two sets of automobile tires per year. From time to time, certain of the named executive officers may receive tickets to sporting and other events for their personal use, typically when those tickets would not otherwise be used for business purposes, which use resulted in no incremental cost to the Company. Mr. Kramer's total also includes amounts for the personal use of company aircraft of \$49,245 and the annual dues for a club membership. Mr. McClellan's total also includes amounts for the annual dues for a club membership. The value of the total perquisites in 2017 was \$72,625 for Mr. Kramer, \$13,216 for Ms. Thompson, \$17,447 for Mr. McClellan, \$12,508 for Mr. Delaney, and \$12,236 for Mr. Bialosky. Company contributions to qualified defined contribution plans in 2017 were \$27,000 for Mr. Kramer, \$27,000 for Ms. Thompson, \$27,000 for Mr. McClellan, \$12,625 for Mr. Delaney, and \$13,500 for Mr. Bialosky. The value of dividends on shares of restricted stock that were not included in prior years' grant date fair value for those awards were \$45,536 for Mr. Kramer.

Table of Contents**EXECUTIVE COMPENSATION**  
Summary of Realized Pay Earned by

Our Chief Executive Officer for 2015, 2016 and 2017

## Summary of Realized Pay Earned by Our Chief Executive Officer for 2015, 2016 and 2017

Our compensation programs for Mr. Kramer and our other officers are primarily based on performance. The information shown below is intended to supplement and not be a substitute for the information in the Summary Compensation Table. The Summary Compensation Table includes several items that are driven by accounting and actuarial assumptions, which are not necessarily reflective of compensation actually realized by Mr. Kramer in a particular year. For example, the information required to be in the Summary Compensation Table combines pay actually received (base salary and annual cash incentive payments) with the accounting value of equity compensation granted, which may never be realized, and earned but unvested long term cash awards, which continue to be subject to forfeiture and a TSR modifier until the vesting date. The Summary Compensation Table is also required to include other compensation (contributions to qualified defined contribution plans and perquisites) and the change in pension values (based on actuarial assumptions), much of which is not realized in the periods presented.

The following table reports base salary, annual incentive earned, long term incentive to be paid out for the three-year performance cycle ending in each respective year and pre-tax compensation earned upon the exercise of stock options and the vesting of stock awards regardless of when they were granted.

Name	Year	Salary (\$) <sup>1</sup>	Annual Incentive (\$) <sup>2</sup>	Long Term Incentive Cash Payout (\$) <sup>3</sup>	Stock Option Exercises (\$) <sup>4</sup>	Long Term Incentive Equity Vesting (\$) <sup>5</sup>	Total Realized Pay (\$)
Kramer	2017	\$1,300,000	\$ 0	\$ 5,880,000	\$	\$2,797,917	\$ 9,977,917
	2016	1,233,333	1,462,500	8,421,600		2,681,584	13,799,017
	2015	1,100,000	3,168,000	10,560,000	891,929	4,429,791	20,149,720

1 Mr. Kramer's salary was targeted below market median for 2015, 2016 and 2017.

2 Mr. Kramer's individual targets were set at 150% of base salary for 2015, 2016 and 2017. Mr. Kramer's awards were 192% of target in 2015, 75% of target in 2016 and 0% of target in 2017.

- 3 The percentage of Mr. Kramer's long term incentive target to be paid in cash is fifty percent. This column shows the cash payout for each of the performance cycles completed in the respective year. The 2013-2015 awards were earned at 200% of target, the 2014-2016 awards were earned at 174% of target, and the 2015-2017 awards were earned at 120% of target, in each case including the impact of the TSR modifier.
- 4 Thirty percent of Mr. Kramer's long term incentive target is granted in the form of stock options. In 2017, Mr. Kramer did not exercise any stock options. At December 31, 2017, Mr. Kramer's vested, exercisable, in-the-money stock options had a potential value of \$26,498,741, based on the difference between the closing market price of our Common Stock on December 31, 2017 (\$32.31) and the exercise price of such stock options.
- 5 The percentage of Mr. Kramer's long term incentive target to be paid in shares of Common Stock is twenty percent. This column shows the value of the shares that vested for each of the performance cycles completed in the respective year. The 2013-2015 awards were earned at 200% of target, the 2014-2016 awards were earned at 174% of target, and the 2015-2017 awards were earned at 120% of target, in each case including the impact of the TSR modifier. The value of the shares earned in each year is based on the closing market price of our Common Stock on December 31 of that year.

Table of Contents

**EXECUTIVE COMPENSATION**  
Grants of Plan-Based Awards

## Grants of Plan-Based Awards

The following table summarizes grants of plan-based awards made to the named executive officers during 2017.

Grant Date	Estimated Future Payouts Under Non-Equity Incentive Plan Awards <sup>1</sup>			Estimated Future Payouts Under Equity Incentive Plan Awards <sup>2</sup>			All Other Stock Awards: Number of Shares of Stock or Units (#) <sup>3</sup>	All Other Option Awards: Number of Securities Underlying Options (#) <sup>4</sup>	Exercise or Base Price of Option Awards (\$/Sh) <sup>5</sup>
	Threshold (\$)	Target (\$)	Maximum (\$)	Threshold (#)	Target (#)	Maximum (#)			
2/27/2017	\$ 2,662,500	\$ 5,325,000	\$ 10,650,000						
2/27/2017				30,204	60,408	120,816			\$
2/27/2017								264,486	\$ 35.26
2/27/2017	593,750	1,187,500	2,375,000						
2/27/2017				6,735	13,471	26,942			
2/27/2017								58,981	35.26

2/27/2017	537,500	1,075,000	2,150,000					
2/27/2017				6,097	12,195	24,390		
2/27/2017							53,394	35.26
2/27/2017	343,750	687,500	1,375,000					
2/27/2017				3,899	7,799	15,598		
2/27/2017							34,147	35.26
10/9/2017	113,750	227,500	455,000					
10/9/2017				1,390	2,781	5,562		
10/9/2017							12,176	32.72
10/9/2017							15,281	
2/27/2017	406,250	812,500	1,625,000					
2/27/2017				4,608	9,217	18,434		
2/27/2017							40,355	35.26

- 1 Grants of the cash portion of our long-term incentive awards were made under the 2013 Performance Plan for the February 2017 grants and under the 2017 Performance Plan for the October 2017 grants. For additional information regarding such awards, see Compensation Discussion and Analysis Long-Term Compensation 2017 Grants of Performance-Based Incentives. Mr. Kramer, Ms. Thompson, Mr. McClellan, Mr. Delaney and Mr. Bialosky did not receive any annual cash incentive awards under the Management Incentive Plan for the year ending December 31, 2017. For additional information regarding the awards under the Management Incentive Plan, see Compensation Discussion and Analysis Annual Compensation 2017 Annual Cash Incentive Payouts.
- 2 Grants of the equity portion of our long-term incentive awards were made under the 2013 Performance Plan for the February 2017 grants and under the 2017 Performance Plan for the October 2017 grants. For additional information regarding such grants, see Compensation Discussion and Analysis Long-Term Compensation 2017 Grants of Performance-Based Incentives.
- 3 Grants of restricted stock units were made under the 2017 Performance Plan. For additional information regarding such grants, see Compensation Discussion and Analysis Long-Term Compensation 2017 Restricted Stock Awards.
- 4 Grants of stock options were made under the 2013 Performance Plan for the February 2017 grants and under the 2017 Performance Plan for the October 2017 grants. Each unexercised stock option terminates automatically if the optionee ceases to be an employee of Goodyear or one of its subsidiaries for any reason, except that (a) upon retirement or disability of the optionee more than six months after the grant date, each stock option will become immediately exercisable and remain exercisable until the earlier of five years or its expiration date, (b) in the event of the death of the optionee more than six months after the grant date, each stock option will become immediately exercisable and remain exercisable until the earlier of three years after the date of death of the optionee or its expiration date, and (c) in the event of the termination of the optionee's employment by the Company other than for cause, each

**Table of Contents**

**EXECUTIVE COMPENSATION**  
Grants of Plan-Based Awards

vested stock option will remain exercisable for 90 days following the date of termination of their employment. For additional information regarding such grants, see Compensation Discussion and Analysis Long-Term Compensation 2017 Stock Option Grants.

5 The exercise price of each stock option is equal to the closing market price of the Common Stock on the date granted.



Table of Contents

**EXECUTIVE COMPENSATION**  
Outstanding Equity Awards at Fiscal Year-End

## Outstanding Equity Awards at Fiscal Year-End

The following table sets forth information about outstanding equity awards held by the named executive officers as of December 31, 2017.

Name	Option Awards				Stock Awards			
	Number of Securities Underlying Unexercised Options Exercisable (#) <sup>1</sup>	Number of Securities Underlying Unexercised Options Inexercisable (#)	Option Exercise Price (\$) <sup>2</sup>	Option Expiration Date	Number of Shares or Units of Stock That Have Not Vested (#)	Market Value of Unvested Shares or Units of Stock That Have Not Vested (\$) <sup>3</sup>	Number of Shares or Units or Other Rights That Have Not Vested (#)	Market or Payout Value of Unearned Shares, Units or Other Rights That Have Not Vested (\$) <sup>3</sup>
Kramer					147,262 <sup>10</sup>	\$ 4,758,035	63,237 <sup>15</sup>	\$ 2,043,187
	22,794		\$ 18.12	8/4/2019				
	210,590		12.74	2/23/2020				
	264,833		13.91	2/22/2021				
	353,218		12.94	2/27/2022				
	442,211		12.98	2/28/2023				
	165,828	55,277 <sup>4</sup>	26.44	2/24/2024				
	128,496	128,497 <sup>5</sup>	27.16	2/23/2025				
	64,807	194,421 <sup>6</sup>	29.90	2/22/2026				
		264,486 <sup>7</sup>	35.26	2/27/2027				
Thompson					9,769 <sup>11</sup>	\$ 315,636	14,108 <sup>15</sup>	\$ 455,829

Edgar Filing: GOODYEAR TIRE & RUBBER CO /OH/ - Form DEF 14A

31,535		\$ 4.81	2/26/2019
14,297		12.74	2/23/2020
16,714		13.91	2/22/2021
18,838		12.94	2/27/2022
22,613		12.98	2/28/2023
16,467		22.62	12/13/2023
18,843	6,282 <sup>4</sup>	26.44	2/24/2024
19,667	19,668 <sup>5</sup>	27.16	2/23/2025
14,471	43,414 <sup>6</sup>	29.90	2/22/2026
	58,981 <sup>7</sup>	35.26	2/27/2027

McClellan				8,740 <sup>12</sup>	\$ 282,389	12,700 <sup>15</sup>	\$ 410,337
23,108		\$ 13.91	2/22/2021				
5,357		9.88	10/4/2021				
45,353		12.94	2/27/2022				
66,582		12.98	2/28/2023				
26,853	8,951 <sup>4</sup>	26.44	2/24/2024				
27,862	27,863 <sup>5</sup>	27.16	2/23/2025				
12,898	38,695 <sup>6</sup>	29.90	2/22/2026				
	53,394 <sup>7</sup>	35.26	2/27/2027				

Delaney				36,328 <sup>13</sup>	\$ 1,173,758	10,508 <sup>15</sup>	\$ 339,513
20,338	20,339 <sup>8</sup>	\$ 28.09	8/24/2025				
9,752	29,258 <sup>6</sup>	29.90	2/22/2026				
	34,147 <sup>7</sup>	35.26	2/27/2027				
	12,176 <sup>9</sup>	32.72	10/9/2027				

Bialosky				6,607 <sup>14</sup>	\$ 213,472	9,600 <sup>15</sup>	\$ 310,176
56,439		\$ 13.91	2/22/2021				
65,781		12.94	2/27/2022				
74,371		12.98	2/28/2023				
27,888	9,297 <sup>4</sup>	26.44	2/24/2024				
25,961	25,962 <sup>5</sup>	27.16	2/23/2025				
9,752	29,258 <sup>6</sup>	29.90	2/22/2026				
	40,355 <sup>7</sup>	35.26	2/27/2027				

Table of Contents

**EXECUTIVE COMPENSATION**  
Outstanding Equity Awards at Fiscal Year-End

- 1 Because the options in this column were fully vested as of December 31, 2017, the vesting schedules for these options are not reported.
  - 2 The exercise price of each option granted under our equity compensation plans is equal to 100% of the per share fair market value of the Common Stock on the date granted (for plans adopted prior to April 8, 2008, calculated as the average of the high and low stock price for such date, and for plans adopted on and after April 8, 2008, calculated as the closing market price for such date). The option exercise price and/or withholding tax obligations may be paid by delivery of shares of Common Stock valued at the fair market value on the date of exercise.
  - 3 Calculated by multiplying \$32.31, the closing market price of our Common Stock on December 31, 2017, by the number of shares of restricted stock, restricted stock units or performance share units that are not vested or are unearned at December 31, 2017.
  - 4 Vests in full on February 24, 2018.
  - 5 Vests as to one-half of the options on each of February 23, 2018 and February 23, 2019.
  - 6 Vests as to one-third of the options on each of February 22, 2018, February 22, 2019 and February 22, 2020.
  - 7 Vests as to one-fourth of the options on each of February 27, 2018, February 27, 2019, February 27, 2020 and February 27, 2021.
  - 8 Vests as to one-half of the options on each of August 24, 2018 and August 24, 2019.
  - 9 Vests as to one-fourth of the options on each of October 9, 2018, October 9, 2019, October 9, 2020 and October 9, 2021.
- 10 103,492 restricted shares (which Mr. Kramer will receive when the value of the shares is deductible by the Company for federal income tax purposes), 33,300 earned performance share units vest on December 31, 2018, and

10,470 earned performance share units vest on December 31, 2019 (each subject to a three-year relative total shareholder return modifier).

117,434 earned performance share units vest on December 31, 2018 and 2,335 earned performance share units vest on December 31, 2019 (each subject to a three-year relative total shareholder return modifier).

126,627 earned performance share units vest on December 31, 2018 and 2,113 earned performance share units vest on December 31, 2019 (each subject to a three-year relative total shareholder return modifier).

135,010 earned performance share units vest on December 31, 2018 and 1,834 earned performance share units vest on December 31, 2019 (each subject to a three-year relative total shareholder return modifier), 7,304 restricted stock units vest on August 24, 2018, 6,833 restricted stock units vest on February 22, 2019 and 15,347 restricted stock units vest on October 9, 2020.

145,010 earned performance share units vest on December 31, 2018 and 1,597 earned performance share units vest on December 31, 2019 (each subject to a three-year relative total shareholder return modifier).

15 Unearned performance share units that will vest on December 31, 2018 or December 31, 2019, subject to the achievement of performance goals in 2018 and 2019 and a three-year relative total shareholder return modifier. During the restriction period for shares of restricted stock, the recipient is not entitled to delivery of the shares, restrictions are placed on the transferability of the shares, and all or a portion of the shares will be forfeited if the recipient terminates employment for reasons other than as approved by the Compensation Committee. Upon expiration of the restriction period, the appropriate number of shares of Common Stock will be delivered to the grantee free of all restrictions. During the restriction period for shares of restricted stock, the grantee shall be entitled to vote restricted shares and receive dividends. For grants made after April 2013, shares of restricted stock will be credited with notional dividends that vest and are payable in cash (without interest) at the same time and subject to the same conditions as the underlying shares of restricted stock. Restricted stock units do not have any voting rights but receive dividend equivalents that vest and are payable in shares of Common Stock at the same time and subject to the same conditions as the underlying restricted stock units. Earned and unearned, but unvested, performance share units do not have any voting rights and are not entitled to receive dividend equivalents. For additional information regarding the terms of the performance share units, see Compensation Discussion and Analysis Long-Term Compensation 2017 Grants of Performance-Based Incentives.

Table of Contents

**EXECUTIVE COMPENSATION**  
Option Exercises and Stock Vested

## Option Exercises and Stock Vested

The following table sets forth certain information regarding option exercises by, and the vesting of stock awards for, the named executive officers during 2017.

Name	Number of Shares	Option Awards	Number of Shares	Stock Awards
	Acquired on Exercise	Value Realized On Exercise	Acquired on Vesting	Value Realized On Vesting
	(#)	(\$) <sup>1</sup>	(#)	(\$) <sup>2</sup>
Kramer		\$	86,596	\$ 2,797,917
Thompson	2,606	11,883	13,253	428,204
McClellan	3,932	12,717	18,776	606,653
Delaney			13,667	441,581
Bialosky			17,495	565,263

1 Represents the difference between the exercise price and the fair market value of our Common Stock on the date of exercise.

2

Represents the total value realized upon the vesting of performance share awards for 2015-2017, which were paid 100% in shares of Common Stock.

#### Defined Contribution Plan Benefits

The Savings Plan is a tax-qualified defined contribution plan that permits eligible employees, including all of the named executive officers, to contribute 1% to 50% of their compensation to their Savings Plan account, subject to an annual contribution ceiling (\$18,000 in 2017). Savings Plan participants who are age 50 or older and contributing at the maximum plan limits or at the annual contribution ceiling are entitled to make catch-up contributions annually up to a specified amount (\$6,000 in 2017). Participants in the Savings Plan are eligible to receive Company matching contributions in addition to the retirement contributions described below under Pension Benefits. Savings Plan participants are also eligible to make after-tax contributions subject to limits imposed by the Internal Revenue Code of 1986, as amended (the Code). Contributions are invested, at the direction of the participant, in any one or more of the fifteen available funds and/or in mutual funds under a self-directed account.

#### Pension Benefits

Goodyear's Salaried Pension Plan is a defined benefit plan qualified under the Code in which U.S.-based salaried employees hired before January 1, 2005 participate, including Mr. Kramer, Ms. Thompson and Mr. McClellan. Accruals in the Salaried Plan were frozen effective December 31, 2008. The Salaried Plan was designed to provide tax-qualified pension benefits for most Goodyear salaried employees. The Salaried Plan contains formulas based on age and service.

These formulas are multiplied by five-year average compensation below and above a breakpoint (\$51,000 in 2008, the year the Salaried Plan was frozen), with the result representing a lump sum benefit under the plan. Compensation is held to the qualified plan limit under the Code, which was \$230,000 for 2008. A portion of the benefit may be paid by employee

Table of Contents

## EXECUTIVE COMPENSATION

### Pension Benefits

contributions. Effective December 31, 2007, all active participants in the Salaried Plan became vested and are entitled to a benefit upon any termination of employment. Benefits are available on a five-year certain and continuous annuity basis at age 65, by converting the lump sum to an annuity. Annuity benefits payable to a participant who retires prior to age 65 are subject to a reduction for each month retirement precedes age 65. Benefits under the Salaried Plan are funded by an irrevocable tax-exempt trust.

Participation in the Salaried Plan was frozen effective December 31, 2004. Subsequent hires, including Mr. Delaney and Mr. Bialosky, participate in the retirement contributions feature of the Savings Plan. Under the Savings Plan, each participant receives an allocation each pay period equal to a percentage of compensation, with compensation held to the qualified plan limit under the Code. Effective January 1, 2009, Salaried Plan participants, including Mr. Kramer, Ms. Thompson and Mr. McClellan, also began receiving allocations under the retirement contributions feature of the Savings Plan.

Goodyear also maintains the Supplementary Plan, a non-qualified plan which provides additional retirement benefits to our officers and certain other key employees, including all of the named executive officers. The Supplementary Plan provides pension benefits to participants who retire with at least 30 years of service, retire after age 55 with at least ten years of service or retire after age 65 with at least five years of service. The formula for an annuity benefit is based on a percentage determined using credited service (22% with 10 years, 38% with 20 years, 48% with 30 years and 54% with 40 years) times five-year average compensation above the breakpoint (\$63,600 in 2017), with compensation inclusive of base salary and annual incentive payments. The five-year average compensation uses the highest five calendar years, not necessarily consecutive, out of the last ten years. Benefits are offset for the Salaried Plan, the retirement contributions feature of the Savings Plan, applicable non-U.S. benefits and certain prior employer benefits. Under the Supplementary Plan, benefits payable to a participant who retires prior to age 62 are subject to a reduction of 0.4% for each month retirement precedes age 62. All benefits from the Supplementary Plan will be paid in a lump sum. For participants considered to be among the top 50 wage earners of the Company, benefits cannot be distributed prior to six months after separation of service. Mr. Kramer, Ms. Thompson and Mr. McClellan are vested in their Supplementary Plan benefits.

Mr. Kramer, Ms. Thompson and Mr. McClellan are eligible for immediate commencement of the benefit from the Salaried Plan as of December 31, 2017. Mr. Delaney and Mr. Bialosky are not participants in the Salaried Plan. The chart below indicates the date at which each named executive officer is or will be eligible to receive a benefit from the Supplementary Plan.

#### SUPPLEMENTARY PLAN

Name	Earliest Eligibility for Benefit Commencement
Kramer	Currently eligible

Thompson                      Currently eligible

McClellan                      Currently eligible

Delaney                         September 1, 2025

Bialosky                        October 1, 2019

We also maintain a non-qualified defined benefit Excess Benefit Plan that pays an additional pension benefit over that paid from the Salaried Plan if a participant does not meet the eligibility requirements of the Supplementary Plan. For employees hired after December 31, 2004, and for all employees as of December 31, 2008, who do not meet the eligibility requirements



Table of Contents

**EXECUTIVE COMPENSATION**  
Pension Benefits

of the Supplementary Plan, there is a corresponding defined contribution Excess Benefit Plan that mirrors the retirement contributions feature of the Savings Plan. Like the qualified plans, effective December 31, 2008 accruals were frozen under the defined benefit Excess Benefit Plan and all affected participants began receiving defined contribution allocations under the defined contribution Excess Benefit Plan.

The Pension Benefits table below shows for the named executive officers the number of years of credited service, present value of accumulated benefit and payments during the last fiscal year, for each defined benefit plan.

The Present Value of Accumulated Benefit is the lump sum value as of December 31, 2017 of the expected pension benefit payable at age 62 that was earned as of December 31, 2017. That is, the benefit reflects service and compensation only through 2017, not projected for future years. The benefit payment at age 62 is assumed to be the lump sum form. The present value is measured using the same assumptions used for financial reporting purposes (and which are set forth following the Pension Benefits Table), with the exception of the commencement age. The commencement age is assumed to be 62 because that is the age at which the Supplementary Plan benefit is payable with no reduction for early retirement.

Generally, a participant's years of credited service under the Supplementary Plan are based on years of employment with Goodyear. However, in the past, credit for service prior to employment with Goodyear was infrequently granted. Mr. Kramer received 13.6 additional years of credited service following his hiring by Goodyear in respect of service with a prior employer. The benefits paid to Mr. Kramer under the Supplementary Plan will be reduced by amounts he is entitled to receive under the pension plan maintained by his prior employer. Due to this service grant, the present value of accumulated benefit in the Pension Benefits table is \$6,047,193 higher for Mr. Kramer. None of the other named executive officers have received any additional years of credited service.

Table of Contents

**EXECUTIVE COMPENSATION**  
Pension Benefits

The Compensation Committee has adopted a policy prohibiting the grant of additional service credit in the Supplementary Plan for newly hired officers and other key employees.

Name	Plan Name	Number of Years Credited Service (#)	Present Value of Accumulated Benefit (\$) <sup>1</sup>	Payments During Last Fiscal Year (\$)
Kramer	Supplementary Pension Plan	31.42	\$ 20,356,261	\$
	Salaried Pension Plan	8.83	312,686	
Thompson	Supplementary Pension Plan	34.17	5,635,806	
	Salaried Pension Plan	25.17	404,342	
McClellan	Supplementary Pension Plan	30.00	6,203,535	
	Salaried Pension Plan	21.00	555,802	
Delaney	Supplementary Pension Plan	2.33	519,242	
Bialosky	Supplementary Pension Plan	8.25	3,135,824	

<sup>1</sup> All amounts shown are estimates as of December 31, 2017; the actual benefits to be paid to the named executive officers will be based on their credited service, compensation, and other factors at the time of their retirement. The amounts set forth in the table above are based on the following assumptions:

the measurement date is December 31, 2017

the form of payment is a lump sum

the interest rate used to calculate the Supplementary Plan lump sum payment for benefits commencing in 2018 or later: 1.00%

the interest rate used to calculate the Salaried Plan lump sum payment for benefits commencing in 2018 or later: 3.62% (Mr. Kramer, Ms. Thompson and Mr. McClellan)

the mortality assumptions used to calculate the lump sum are those set forth in Internal Revenue Code Section 417(e) for the Salaried Plan, and those set forth in UP-1984 Mortality for the Supplementary Plan

the discount rate used to determine the present value of the accumulated benefit is 3.68% for the Supplementary Plan and 3.62% for the Salaried Plan

the benefit commencement age is 62 (or, if older, age at the measurement date)

the accumulated benefit is calculated based on credited service and pay as of December 31, 2017 (for the Salaried Plan, credited service and pay as of December 31, 2008).

Table of Contents

**EXECUTIVE COMPENSATION**  
Nonqualified Deferred Compensation

## Nonqualified Deferred Compensation

The Goodyear Executive Deferred Compensation Plan is a non-qualified deferred compensation plan that provides named executive officers and certain other highly compensated employees the opportunity to defer their base salary and annual incentive payments. Deferred amounts may be invested in one of five investment alternatives or, with respect to annual incentive payments, Goodyear stock units. Four of these investment alternatives are funds managed by The Northern Trust Company, and currently include a money market fund, a bond fund, an equity index fund and a balanced fund. The average interest rate payable with respect to funds invested in the Northern Trust money market fund was 0.80% for the year ended December 31, 2017. The fifth investment vehicle is a growth fund managed by American Century Investments. Investment elections among the five investment alternatives may be changed daily. Deferrals of annual incentive payments into Goodyear stock units will result in a 20% premium paid in stock units that will vest in one year. There is no guaranteed return associated with any deferred amounts, and deferred amounts are subject to the claims of creditors in the event of our bankruptcy. Distribution of deferred amounts may begin after separation of service or in a selected number of years ranging from one to 20. Payment of deferred amounts will be in a lump sum or up to 15 annual installments, as elected at the time of deferral. Redeferral of amounts originally deferred prior to January 1, 2005 is allowed only if elected one year prior to the scheduled payout. Any stock units are converted to shares of Common Stock and distributed to the participant in January of the fourth year following the end of the plan year under which the award was earned.

The following table sets forth certain information regarding nonqualified deferred compensation of the named executive officers.

Name	Executive Contributions in Last FY (\$) <sup>1</sup>	Registrant Contributions in Last FY (\$)	Aggregate Earnings in Last FY (\$) <sup>2</sup>	Aggregate Withdrawals/ Distributions (\$)	Aggregate Balance at Last FYE (\$)
Kramer			\$ 15,001		\$ 171,596
Thompson					
McClellan					

Delaney

Bialosky

- 1 Represents deferral in 2017 of base salary and/or annual incentive payments in respect of performance in 2016.
- 2 No portion of these earnings were included in the Summary Compensation Table because the Deferred Compensation Plan does not provide for above-market or preferential earnings as defined in applicable Securities and Exchange Commission rules and regulations.

Table of Contents

**EXECUTIVE COMPENSATION**  
Potential Payments Upon Termination or Change-in-Control

Potential Payments Upon Termination or Change-in-Control

We provide for the payment of severance and certain other benefits to our named executive officers upon certain types of terminations of employment, as described below.

**EXECUTIVE SEVERANCE PLAN**

The Executive Severance Plan provides severance benefits to the Company's officers, including all of the named executive officers, as follows:

- (1) If a participant's employment is terminated by the Company and its affiliates other than for Cause (as such term is defined below), death or disability (and other than in connection with a change-in-control, as described in paragraph (2) below), such participant will generally receive: (i) earned but unpaid base salary and annual incentive compensation and accrued paid vacation, sick leave, sabbatical, holiday and other paid time off; (ii) a pro-rated annual incentive payment based on actual performance for the entire fiscal year in an amount not to exceed the participant's target annual incentive; (iii) a cash severance payment equal to the sum of the participant's base salary and target annual incentive at the time of severance multiplied by the participant's severance multiple, which is established by the Compensation Committee and currently ranges from 1.0x to 2.0x; (iv) if the sum of the participant's age plus years of credited service is equal to or greater than 75, vesting of the participant's benefit under the Supplementary Plan; (v) continued health care coverage for a number of years equal to the participant's severance multiple; and (vi) outplacement services in an amount not to exceed \$25,000. Mr. Kramer's severance multiple is 2.0x and each of the other named executive officers' severance multiple is 1.5x.
- (2) If a participant's employment is terminated involuntarily other than for Cause, death, disability or mandatory retirement or by the participant for Good Reason during the pendency of, and for ninety days following the cessation of, a Potential Change in Control (as such term is defined below) or within two years following a Change in Control (as such term is defined below), such participant will generally receive: (i) earned but unpaid base salary and annual incentive compensation and accrued paid vacation, sick leave, sabbatical, holiday and other paid time off; (ii) a pro-rated annual incentive payment based on the participant's target annual incentive; (iii) a cash severance payment equal to twice the sum of the participant's base salary and target annual incentive; (iv) if the participant has at least five years of service, vesting of the participant's Supplementary Plan benefit; (v) continued health care coverage for up to two years; and (vi) outplacement services in an amount not to exceed \$25,000 and reimbursement for certain legal fees incurred in connection with certain claims made under the Executive Severance Plan.

To be eligible to receive the benefits described above, the participant must execute a release and agree, among other things, to certain confidentiality, non-disparagement, non-solicitation and non-competition covenants.

The Executive Severance Plan has been effective since February 28, 2013 and now renews for one-year periods unless the Company provides notice, at least 90 days prior to the end of the current term, of its intent not to renew the Executive Severance Plan. The Executive Severance Plan automatically renewed for an additional one-year period ending on February 28, 2019.

As used in the Executive Severance Plan:

*Cause* means (1) the continued failure by an eligible employee to substantially perform the employee's duties with the Company (other than any such failure resulting from the employee's incapacity due to physical or mental illness),

Table of Contents

**EXECUTIVE COMPENSATION**  
Potential Payments Upon Termination or Change-in-Control

(2) the engaging by the employee in conduct which is demonstrably injurious to the Company, monetarily or otherwise, (3) the employee committing any felony or any crime involving fraud, breach of trust or misappropriation or (4) any breach

or violation of any agreement relating to the employee's employment with the Company where the Company, in its discretion, determines that such breach or violation materially and adversely affects the Company.

A *Change in Control* shall be deemed to have occurred if the event set forth in any one of the following paragraphs shall have occurred:

- (1) any person is or becomes the beneficial owner (as defined in Rule 13d-3 under the Securities Exchange Act of 1934), directly or indirectly, of securities of the Company (not including in the securities beneficially owned by such person any securities acquired directly from the Company other than securities acquired by virtue of the exercise of a conversion or similar privilege or right unless the security being so converted or pursuant to which such right was exercised was itself acquired directly from the Company) representing 20% or more of (A) the then outstanding shares of Common Stock of the Company or (B) the combined voting power of the Company's then outstanding voting securities entitled to vote generally in the election of directors; or
- (2) the following individuals cease for any reason to constitute a majority of the number of directors then serving on the Board of Directors (the *Incumbent Board*): individuals who, on February 28, 2013, constitute the Board of Directors and any new director (other than a director whose initial assumption of office is in connection with an actual or threatened election contest, including, without limitation, a consent solicitation, relating to the election of directors of the Company) whose appointment or election by the Board of Directors or nomination for election by the Company's shareholders was approved or recommended by a vote of at least two-thirds of the directors then still in office who either were directors on February 28, 2013 or whose appointment, election or nomination for election was previously so approved or recommended; or
- (3) there is consummated a merger or consolidation of the Company or any direct or indirect subsidiary of the Company with any other corporation, other than a merger or consolidation pursuant to which (A) the voting securities of the Company outstanding immediately prior to such merger or consolidation will continue to represent (either by remaining outstanding or by being converted into voting securities of the surviving entity or any parent thereof) more than 50% of the outstanding shares of common stock, and the combined voting power of the then outstanding voting securities entitled to vote generally in the election of directors, as the case may be, of the Company or such surviving entity or any parent thereof outstanding immediately after such merger or consolidation, (B) no person will become the beneficial owner, directly or indirectly, of securities of the Company or such surviving entity or any parent thereof representing 20% or more of the outstanding shares of



common stock or the combined voting power of the outstanding voting securities entitled to vote generally in the election of directors (except to the extent that such ownership existed prior to such merger or consolidation) and (C) individuals who were members of the Incumbent Board will constitute at least a majority of the members of the board of directors of the corporation (or any parent thereof) resulting from such merger or consolidation; or

- (4) the shareholders of the Company approve a plan of complete liquidation or dissolution of the Company or there is consummated an agreement for the sale or disposition by the Company of all or substantially all of the Company's assets, other than a sale or disposition by the Company of all or substantially all of the Company's assets to an entity, (A) more than 50% of the outstanding shares of common stock, and the combined voting power of the then outstanding voting securities entitled to vote generally in the election of directors, as the case may be, of which (or of any parent of such entity) is owned by shareholders of the Company in substantially the same proportions as their ownership of the Company immediately prior to such sale, (B) in which (or in any parent of such entity) no person is or becomes the beneficial owner,

Table of Contents

**EXECUTIVE COMPENSATION**  
Potential Payments Upon Termination or Change-in-Control

directly or indirectly, of securities of the Company representing 20% or more of the outstanding shares of common stock resulting from such sale or disposition or the combined voting power of the outstanding voting securities entitled to vote generally in the election of directors (except to the extent that such ownership existed prior to such sale or disposition) and (C) in which (or in any parent of such entity) individuals who were members of the Incumbent Board will constitute at least a majority of the members of the board of directors.

*Good Reason* means the occurrence during the pendency of, and for ninety days following the cessation of, a Potential Change in Control or within two years following a Change in Control, without the affected eligible employee's written consent, of any of the following:

- (1) the assignment to the employee of duties that are materially inconsistent with the employee's authority, duties or responsibilities immediately prior to a Potential Change in Control or, in the absence thereof, a Change in Control (other than pursuant to a transfer or promotion to a position of equal or enhanced responsibility or authority) or any other action by the Company which results in a material diminution in such authority, duties or responsibilities, excluding for this purpose an isolated, insubstantial and inadvertent action not taken in bad faith and which is remedied by the Company promptly after receipt of notice thereof given by the employee, provided, however, that any such material diminution that is primarily a result of the Company no longer being a publicly traded entity or becoming a subsidiary or division of another entity shall not be deemed *Good Reason* for purposes of the Executive Severance Plan, except that an employee shall have *Good Reason* if the Company is no longer a publicly traded entity and, immediately before the Change in Control that caused the Company no longer to be a publicly traded entity, substantially all of the employee's duties and responsibilities related to public investors or government agencies that regulate publicly traded entities;
- (2) a change in the location of such employee's principal place of business by more than 50 miles when compared to the employee's principal place of business immediately before a Potential Change in Control or, in the absence thereof, a Change in Control;
- (3) a material reduction in the Employee's annual base salary or target annual incentive opportunity from that in effect immediately before a Potential Change in Control or, in the absence thereof, a Change in Control; and
- (4) the failure by any successor (whether direct or indirect, by purchase, merger, consolidation or otherwise) to all or substantially all of the business and/or assets of the Company, to expressly assume and agree to perform the Executive Severance Plan in the same manner and to the same extent that the Company would be required to perform it if no succession had taken place.

A *Potential Change in Control* shall be deemed to have occurred if the event set forth in any one of the following paragraphs shall have occurred:

- (1) the Company enters into an agreement, the consummation of which would result in the occurrence of a Change in Control;
- (2) the Company or any person publicly announces an intention to take or to consider taking actions which, if consummated, would constitute a Change in Control;
- (3) any person becomes the beneficial owner, directly or indirectly, of securities of the Company (not including in the securities beneficially owned by such person any securities acquired directly from the Company other than securities acquired by virtue of the exercise of a conversion or similar privilege or right unless the security being so converted or pursuant to which such right was exercised was itself acquired directly from the Company) representing 20% or more of either the then outstanding shares of Common Stock of the Company or the combined voting power of the Company's then outstanding voting securities; or
- (4) the Board adopts a resolution to the effect that a Potential Change in Control has occurred.

Table of Contents

## EXECUTIVE COMPENSATION

### Potential Payments Upon Termination or Change-in-Control

The description above is meant only to be a summary of the provisions of the Executive Severance Plan. The Executive Severance Plan was an exhibit to a Form 8-K filed with the Securities and Exchange Commission on March 6, 2013.

### QUANTIFICATION OF TERMINATION BENEFITS

The table below shows amounts that would be payable to each of the named executive officers, as of December 31, 2017, upon the termination of their employment in the circumstances indicated in each row of the table. The amounts shown are calculated on the assumption that the triggering event occurred on December 31, 2017. We have assumed that, if a named executive officer resigned or was terminated for Cause, the Compensation Committee would have exercised its discretion to cancel any outstanding awards in respect of the performance cycles ending on December 31, 2017 prior to the payment of those awards in February 2018. Other assumptions used to determine the amounts shown are described below.

**Cash Severance.** The amounts shown in the rows captioned *Termination Without Cause* and *Involuntary Termination Within Two Years of Change in Control* are calculated in accordance with the terms of the Executive Severance Plan. (See *Executive Severance Plan* above.) Cash severance is not payable in any other circumstance.

**Annual and Long-Term Cash Incentives.** The amounts shown in the table for annual and long-term cash incentives are the amounts earned for the annual or three-year performance cycles ended December 31, 2017. The amounts shown in the rows captioned *Death/Disability* and *Retirement* also include the amounts earned but not yet payable for completed performance periods under the 2016-2018 and 2017-2019 long-term cash incentive awards. The amounts shown in the row captioned *Involuntary Termination Within Two Years of Change in Control* also include (a) the amounts earned but not yet payable for completed performance periods and (b) the unearned amounts at the target amount of the award opportunity for uncompleted performance periods under the 2016-2018 and 2017-2019 long-term cash incentive awards.

**Equity.** Our equity compensation plans provide that unexercised stock options terminate automatically if the optionee ceases to be an employee of Goodyear or one of its subsidiaries for any reason, except that (a) upon retirement or disability of the optionee more than six months after the grant date, each stock option will become immediately exercisable and remain exercisable until the earlier of five years or its expiration date, (b) in the event of the death of the optionee more than six months after the grant date, each stock option will become immediately exercisable and remain exercisable until the earlier of three years after the date of death of the optionee or its expiration date, and (c) for options granted on or after June 8, 2010, in the event of the termination of the optionee's employment by us other than for cause, each vested stock option will remain exercisable for 90 days following the date of termination of their employment. For these purposes, resignations, terminations without cause, and involuntary terminations upon a change in control are treated like a retirement if the employee is eligible for retirement as of the date of termination. Ms. Thompson and Mr. McClellan were eligible for retirement on December 31, 2017.

The amounts shown in the table for equity with respect to performance share awards are the amounts earned for the three-year performance cycle ended December 31, 2017. The amounts shown in the rows captioned **Death/Disability** and **Retirement** also include the amounts earned but not yet payable for completed performance periods under the 2016-2018 and 2017-2019 performance share awards. The amounts shown in the row captioned **Involuntary Termination Within Two Years of Change in Control** also include (a) the amounts earned but not yet payable for completed performance periods and (b) the unearned amounts at the target amount of the award opportunity for uncompleted performance periods under the

Table of Contents**EXECUTIVE COMPENSATION**  
Potential Payments Upon Termination or Change-in-Control

2016-2018 and 2017-2019 performance share awards. In each case, the amounts shown are calculated based on a per share price of \$32.31, the closing market price of our Common Stock on December 31, 2017.

**Additional Retirement Benefits.** The table below shows the additional retirement benefits, if any, that would be payable to the named executive officer if the named executive officer's employment was terminated on December 31, 2017, and that named executive officer was vested in the benefit as of that date. Mr. Kramer, Ms. Thompson and Mr. McClellan are vested in their Supplementary Plan benefit. Mr. Delaney and Mr. Bialosky are not yet vested in a Supplementary Plan benefit, are not eligible to participate in the Salaried Plan or the defined benefit Excess Benefit Plan, and would instead receive substantially smaller benefits from the defined contribution Excess Benefit Plan. The Supplementary Plan and Salaried Plan amounts shown in the Pension Benefits table are the present values at December 31, 2017 of benefits that would be payable in lump sum form at age 62 (or age at December 31, 2017, if older than 62). The amounts shown in the table below are the additional amounts that would be payable, together with the amounts shown in the Pension Benefits table, in lump sum form after termination of employment at December 31, 2017.

In the event of an Involuntary Termination Within Two Years of Change in Control, Mr. Bialosky's benefits under the Supplementary Plan will become vested since he has five years of credited service. For Mr. Bialosky, the difference between the amount payable from the Supplementary Plan upon a triggering event (\$3,370,206) and the value presented in the Pension Benefits table (\$3,135,824) is solely due to differences in the assumptions used in the calculations.

Table of Contents

**EXECUTIVE COMPENSATION**  
Potential Payments Upon Termination or Change-in-Control

**All Other Benefits.** The amounts shown for all other benefits for each scenario include the payment of accrued vacation. In addition, the amounts shown in the row captioned Termination Without Cause include reimbursement of COBRA payments and payments for outplacement services (capped at \$25,000), and the amounts shown in the row captioned Involuntary Termination Within Two Years of Change in Control include reimbursement of COBRA payments, payments for outplacement services (capped at \$25,000), and reimbursement for legal fees, if any (assumed to be \$0 for purposes of the table below).

Name	Triggering Event	Cash Severance	Annual and Long-Term Cash Incentives	Equity	Additional Retirement Benefits	All Other Benefits	Total
Kramer	Death/Disability	\$	\$ 9,799,215	\$ 5,666,916	\$	\$ 150,000	\$ 15,616,131
	Retirement		5,880,000	2,797,917		150,000	8,827,917
	Termination Without Cause	6,500,000	5,880,000	2,797,917		201,298	15,379,215
	Involuntary Termination Within	6,500,000	16,508,815	7,710,103		201,298	30,920,216
	Two Years of Change in Control						
Thompson	Death/Disability		1,825,142	986,634		75,000	2,886,776
	Retirement		1,661,770	986,634		75,000	2,723,404
	Termination Without Cause	1,950,000	1,661,770	986,634		111,795	4,710,199
	Involuntary Termination Within	2,600,000	3,465,025	1,442,464		115,726	7,623,215
	Two Years of Change in Control						
McClellan	Death/Disability		2,090,818	1,178,334		65,423	3,334,575
	Retirement		1,956,833	1,178,334		65,423	3,200,590
	Termination Without Cause	1,890,000	1,956,833	1,178,334		107,734	5,132,901
	Involuntary Termination Within Two Years of Change in Control	2,520,000	3,624,054	1,588,671		113,504	7,846,229
	Two Years of Change in Control						
Delaney	Death/Disability		1,726,096	1,275,859		46,154	3,048,109
	Termination Without Cause	1,755,000	960,000	441,581		99,760	3,256,341
	Involuntary Termination Within	2,340,000	2,913,433	2,111,254		109,296	7,473,983

Two Years of Change in  
Control

Bialosky	Death/Disability		1,832,032	1,037,525		26,838	2,896,395
	Termination Without Cause	1,613,663	1,188,000	565,263		71,678	3,438,604
	Involuntary Termination Within	2,151,550	2,997,695	1,347,669	234,382	78,291	6,809,587

Two Years of Change in  
Control



Table of Contents

**EXECUTIVE COMPENSATION**  
Director Compensation Table

**DIRECTOR COMPENSATION TABLE**

The table below sets forth information regarding the compensation paid to our non-employee directors during 2017.

Name	Fees Earned or		All Other Compensation (\$) <sup>2</sup>	Total (\$)
	Paid in Cash (\$)	Stock Awards (\$) <sup>1</sup>		
Conaty	\$ 127,500	\$ 157,335	\$ 1,157	\$ 285,992
Firestone	142,500	170,664	1,486	314,650
Geissler	142,500	158,865		301,365
Hellman	147,500	160,310		307,810
Koellner	127,500	147,883	524	275,907
McCollough	182,500	171,943		354,443
McGlade	147,500	151,571		299,071
Morell	138,369	124,559		262,928
Palmore	142,500	152,867		295,367
Streeter	127,500	168,817	896	297,213
Weidemeyer	127,500	176,927	921	305,348
Wessel	127,500	174,627	765	302,892

1 Represents quarterly grants of restricted stock units, together with dividend equivalents paid during 2017, pursuant to the Outside Directors Equity Participation Plan. For further information regarding this plan, see the description below.

As of December 31, 2017, the following directors held the total number of restricted stock units and deferred share equivalent units indicated next to his or her name:

Name	Number of Restricted Stock Units	Number of Deferred Share Equivalent Units	Total Share Equivalents
Conaty	38,290		38,290
Firestone	64,858	3,986	68,844
Geissler	41,799		41,799
Hellman	45,109		45,109

Koellner	11,563	5,914	17,477
McCollough	64,858	6,918	71,776
McGlade	25,079		25,079
Morell	15,710		15,710
Palmore	28,050		28,050
Streeter	64,610		64,610
Weidemeyer	64,858	18,342	83,200
Wessel	64,858	13,069	77,927

2 Represents income associated with the Company's provision of up to two sets of automobile tires per year to the directors.

Goodyear directors who are not officers or employees of Goodyear or any of its subsidiaries receive, as compensation for their services as a director, a combination of cash retainer and stock awards pursuant to the Outside Directors Equity Participation Plan (the Directors Equity Plan).

**Table of Contents****EXECUTIVE COMPENSATION**  
Director Compensation Table

The Compensation Committee reviews pay levels for non-employee directors each year with assistance from F.W. Cook, who prepares a comprehensive assessment of Goodyear's non-employee director compensation program. That assessment includes benchmarking of director compensation against the same peer group used for executive compensation purposes, an update on recent trends in director compensation, and a review of related corporate governance best practices. Following that review, the Board of Directors, consistent with the recommendation of the Compensation Committee, increased outside directors' annual cash compensation from \$125,000 to \$130,000 and the grant date fair value of annual stock awards from \$140,000 to \$145,000, effective July 1, 2017. The Lead Director received an additional \$55,000. The chairpersons of the Audit and Compensation Committees received an additional \$20,000, and the chairpersons of all other committees received an additional \$15,000. Any director who attended more than 24 Board and committee meetings received \$1,700 for each additional meeting attended (\$1,000 if the meeting was attended by telephone). In addition, the Board may form special committees from time to time and determine the compensation of the chairperson of such committees. Travel and lodging expenses incurred in attending Board and committee meetings are paid by Goodyear. Mr. Kramer did not receive additional compensation for his service as a director.

Outside directors also participate in the Directors' Equity Plan, which is intended to further align the interests of directors with the interests of shareholders by making part of each director's compensation dependent on the value and appreciation over time of our Common Stock. For 2017, each eligible director received a quarterly grant of restricted stock units with a grant date fair value of \$35,000 for the first and second quarters of 2017 and \$36,250 for the third and fourth quarters of 2017, payable on the first business day of the subsequent calendar quarter based on the closing market price of our Common Stock on that date. These restricted stock units will be paid to directors in shares of Common Stock on the fifth business day of the quarter following the quarter during which the director leaves the Board. The Directors' Equity Plan also permits each participant annually to elect to have 25%, 50%, 75% or 100% of his or her cash retainer and meeting fees deferred and converted into share equivalent units based on the closing market price of our Common Stock on the payment date. Under the Directors' Equity Plan, the restricted stock units and share equivalent units receive dividend equivalents at the same rate as our Common Stock, which dividends will be converted into restricted stock units or share equivalent units, as the case may be, based on the closing market price of our Common Stock on the dividend payment date. Share equivalent units accrued prior to October 1, 2010 will be converted to a dollar value at the closing market price of our Common Stock on the later of the first business day of the seventh month following the month during which the participant ceased to be a director and the fifth business day of the year next following the year during which the participant ceased to be a director. Such amounts earned and vested prior to January 1, 2005, will be paid in ten annual installments or, at the discretion of the Compensation Committee, in a lump sum or in fewer than ten installments beginning on the fifth business day following the conversion from share equivalent units to a dollar value. Amounts in Directors' Equity Plan accounts that are to be paid in installments will earn interest from the date converted to a dollar value until paid at a rate one percent higher than the prevailing yield on United States Treasury securities having a ten-year maturity on the conversion date. Amounts earned and vested on or after January 1, 2005, will be paid out in a lump sum on the fifth business day following the conversion from share equivalent units to a dollar value. Share equivalent units accrued on or after October 1, 2010 will be paid to directors in shares of Common Stock on the fifth business day of the quarter following the quarter during which the director leaves the Board.

The stockholding guidelines for directors specify that a director must accumulate and hold a number of shares equal in value to five times the annual cash retainer. Shares owned directly and restricted stock units and share equivalent units accrued to a

Table of Contents

**EXECUTIVE COMPENSATION**  
Director Compensation Table

Directors' Equity Plan account are counted as ownership in assessing compliance with the guidelines. The stock price to be used in assessing compliance with the guidelines as of May 1st of each year will be the average closing stock price for the prior 60-day period. All of our directors have met their stockholding requirement.

**Risks Related To Compensation Policies And Practices**

We have reviewed our compensation policies and practices for our employees and have concluded that the risks arising from those policies and practices are not reasonably likely to have a material adverse effect on us.

**Pay Ratio**

For 2017, the annual total compensation of the CEO, as set forth in the Summary Compensation Table, was \$10,845,759, and the median of the annual total compensation of all employees, other than the CEO, was \$52,704, resulting in a ratio of 206:1 (the pay ratio).

In determining the median employee, we collected information regarding taxable wages for all employees, defined consistently with applicable SEC regulations, of the Company and its consolidated subsidiaries as of October 1, 2017 for the period beginning January 1, 2017 and ending September 30, 2017. Taxable wages generally included an employee's actual income, including wages, overtime, bonuses and other cash incentives, that are subject to taxation in the applicable jurisdiction. We converted earnings paid in local currencies to U.S. dollars by applying the average exchange rate used for the preparation of our financial statements for the period from January 1, 2017 to September 30, 2017.

We did not utilize the de minimis exception, statistical sampling or other similar methods, or any cost-of-living adjustment, as permitted by applicable SEC regulations, in calculating the pay ratio.

**Table of Contents****BENEFICIAL OWNERSHIP OF COMMON STOCK**

The persons identified in the table below have reported that they beneficially owned more than 5% of the outstanding shares of the Common Stock as follows:

Name and Address of Beneficial Owner	Shares of Common Stock Beneficially Owned	Percent of Common Stock Outstanding Beneficially Owned
BlackRock, Inc. 55 East 52nd Street New York, New York 10055	19,632,089 <sup>1</sup>	8.2%
The Vanguard Group, Inc. 100 Vanguard Blvd. Malvern, Pennsylvania 19355	24,700,876 <sup>2</sup>	10.3%

1 At December 31, 2017, sole voting power in respect of 17,097,272 shares and sole dispositive power in respect of 19,632,090 shares, as stated in a Schedule 13G/A filed with the Securities and Exchange Commission on January 25, 2018.

2 At January 31, 2018, sole voting power in respect of 337,496 shares, shared voting power in respect of 64,404 shares, sole dispositive power in respect of 24,317,983 shares and shared dispositive power in respect of 382,893 shares, as stated in a Schedule 13G/A filed with the Securities and Exchange Commission on February 12, 2018. In addition, The Northern Trust Company, 50 South LaSalle Street, Chicago, Illinois 60603, has indicated that at the record date it held 3,086,845 shares, or approximately 1.3% of the outstanding shares, of Common Stock as the trustee of various employee savings plans sponsored by Goodyear.

Table of Contents**BENEFICIAL OWNERSHIP OF COMMON STOCK**

On February 15, 2018, each director and nominee, each named executive officer, and all directors and executive officers as a group, beneficially owned the number of shares of Common Stock set forth in the table below.

Name	Beneficial Ownership at February 15, 2018 <sup>1</sup>					Percent of Class
	Shares of Common Stock Owned Directly <sup>2</sup>	Shares of Common Stock Held in Savings Plan <sup>3</sup>	Stock Subject to Exercisable Options <sup>4</sup>	Deferred Share to Equivalent Units and Restricted Stock Units		
William J. Conaty	-0-	-0-	-0-	39,412 <sup>6</sup>		*
James A. Firestone	-0-	-0-	-0-	69,966 <sup>6</sup>		*
Werner Geissler	15,000	-0-	-0-	42,921 <sup>6</sup>		*
Peter S. Hellman	-0-	-0-	-0-	46,231 <sup>6</sup>		*
Laurette T. Koellner	-0-	-0-	-0-	19,605 <sup>6</sup>		*
W. Alan McCollough	-0-	-0-	-0-	72,898 <sup>6</sup>		*
John E. McGlade	-0-	-0-	-0-	26,201 <sup>6</sup>		*
Michael J. Morell	2,800	-0-	-0-	16,832 <sup>6</sup>		*
Roderick A. Palmore	-0-	-0-	-0-	29,172 <sup>6</sup>		*
Stephanie A. Streeter	-0-	-0-	-0-	65,732 <sup>6</sup>		*
Thomas H. Weidemeyer	1,000	-0-	-0-	84,322 <sup>6</sup>		*
Michael R. Wessel	-0-	-0-	-0-	79,049 <sup>6</sup>		*
Richard J. Kramer	436,548 <sup>5</sup>	224	1,903,230	474 <sup>7</sup>		1.0%
Laura K. Thompson	65,114	-0-	218,777	-0-		*
Stephen R. McClellan	84,819	1,150	257,141	-0-		*
Christopher R. Delaney	7,482	-0-	48,379	29,484 <sup>8</sup>		*
David L. Bialosky	90,833	-0-	302,311	-0-		*
All directors, the named executive officers and all other executive officers as a group (23 persons)	810,027	6,994	2,951,158	760,915		1.5%

\* Less than 1%

<sup>1</sup> The number of shares indicated as beneficially owned by each of the directors and named executive officers, and by all directors and executive officers as a group, and the percentage of Common Stock outstanding beneficially owned by each person and the group, has been determined in accordance with Rule 13d-3(d)(1) promulgated under the Securities Exchange Act of 1934.

- 2 Unless otherwise indicated in a subsequent note, each person named and each member of the group has sole voting and investment power with respect to the shares of Common Stock shown.
- 3 Shares held in trust under Goodyear's Employee Savings Plan for Salaried Employees.
- 4 Shares that may be acquired upon the exercise of options which are exercisable on or prior to April 16, 2018.
- 5 Includes 103,492 shares acquired under Restricted Stock Purchase Agreements.
- 6 Deferred share equivalent units and restricted stock units, each equivalent to a share of Common Stock, accrued to accounts of the director under Goodyear's Outside Directors' Equity Participation Plan. Deferred share equivalent units are payable in cash, and restricted stock units are payable in Common Stock, following retirement from the Board of Directors. See Director Compensation Table at page 67.
- 7 Units, each equivalent to a share of Common Stock, deferred pursuant to performance awards earned, and payable in cash, shares of Common Stock, or any combination thereof, at the election of the executive officer.
- 8 Restricted stock units, each equivalent to a share of Common Stock, that vest as follows: 7,304 restricted stock units vest on August 24, 2018, 6,833 restricted stock units vest on February 22, 2019 and 15,347 restricted stock units vest on October 9, 2020.



**Table of Contents**

**SECTION 16(a) BENEFICIAL OWNERSHIP REPORTING COMPLIANCE**

Section 16(a) of the Securities Exchange Act of 1934 requires our directors and officers to file reports of holdings and transactions in our equity securities with the Securities and Exchange Commission. As a practical matter, we assist our directors and officers by completing and filing these reports electronically on their behalf. We believe that our directors and officers timely complied with all such filing requirements during 2017, except that Form 4s were not timely filed reporting (1) the vesting of 358 restricted stock units for Evan Scocos, Vice President and Controller, and 608 restricted stock units for Joseph Zekoski, Senior Vice President, Global Operations and Technology, on February 24, 2017, and (2) a discretionary transaction involving the disposition of 1,230 equivalent shares by Jean-Claude Kihn, formerly President, Europe, Middle East and Africa, from the Common Stock Fund of the Savings Plan on November 27, 2017.

**RELATED PERSON TRANSACTIONS**

During 2017, Goodyear and its subsidiaries, in the ordinary course of their business and at competitive prices and terms, made sales to or purchases from, or engaged in other transactions with, corporations of which certain Goodyear non-management directors are directors. Goodyear does not consider the transactions to be material to its business and believes such transactions were not material in relation to the business of such other corporations or the interests of the directors concerned.

On an annual basis, each director and executive officer is obligated to complete a Director and Officer Questionnaire that requires disclosure of any transactions with the Company in which the director or executive officer, or any member of his or her immediate family, have a direct or indirect material interest. Under the Board of Directors and Executive Officers Conflict of Interest Policy, directors and executive officers are expected to promptly disclose potential conflicts of interest to Goodyear's General Counsel, who may consult with the Chairman of the Governance Committee on matters of interpretation of the policy. Any waivers of the policy are required to be approved by the Board of Directors, and any such waivers will be promptly disclosed to shareholders.

**Table of Contents****PRINCIPAL ACCOUNTANT FEES****AND SERVICES**

The Audit Committee has appointed PricewaterhouseCoopers LLP ( PwC ) as Goodyear 's independent registered public accounting firm for the fiscal year ending December 31, 2018. Representatives of PwC are expected to be present at the Annual Meeting and will have the opportunity to make a statement if they desire to do so and are expected to be available to respond to appropriate questions.

The following table presents fees and expenses for services rendered by PwC for fiscal 2017 and 2016.

(IN THOUSANDS)

	2017	2016
Audit Fees and Expenses <sup>1</sup>	\$ 11,309	\$ 11,277
Audit-Related Fees and Expenses <sup>2</sup>	201	272
Tax Fees and Expenses <sup>3</sup>	1,106	1,003
All Other Fees and Expenses <sup>4</sup>	764	476
Total	\$ 13,380	\$ 13,028

1 Audit fees and expenses represent fees and expenses for professional services provided in connection with the audit of our financial statements and the effectiveness of internal control over financial reporting, the review of our quarterly financial statements and audit services provided in connection with other statutory or regulatory filings.

2 Audit-related fees and expenses consist primarily of accounting consultations and services related to business acquisitions and divestitures.

3 Tax fees and expenses consist primarily of assistance in the preparation of international tax returns and consultations on various tax matters worldwide.

4 All other fees and expenses principally include fees related to advisory services and information and education services.

All audit, audit-related, tax and other services were pre-approved by the Audit Committee, which concluded that the provision of such services by PwC was compatible with the maintenance of that firm 's independence in the conduct of its auditing functions. The Audit Committee 's Pre-Approval Policy provides for pre-approval of audit, audit-related, tax and all other fees on an annual basis and, in addition, individual engagements anticipated to exceed pre-established

thresholds must be separately approved. Under the policy, the Audit Committee delegates pre-approval authority to the Chairman of the Committee. The Chairman is to report any such pre-approval decisions to the Audit Committee at its next scheduled meeting.

**Table of Contents**

**REPORT OF THE AUDIT COMMITTEE**

Management has the primary responsibility for the integrity of Goodyear's financial information and the financial reporting process, including the system of internal control over financial reporting. PricewaterhouseCoopers LLP ( PwC ), Goodyear's independent registered public accounting firm, is responsible for conducting independent audits of Goodyear's financial statements and the effectiveness of internal control over financial reporting in accordance with the standards of the Public Company Accounting Oversight Board (United States) ( PCAOB ) and expressing an opinion on the financial statements and the effectiveness of internal control over financial reporting based upon those audits. The Audit Committee is responsible for overseeing the conduct of these activities by management and PwC.

As part of its oversight responsibility, the Audit Committee has reviewed and discussed the audited financial statements, the adequacy of financial controls and the effectiveness of Goodyear's internal control over financial reporting with management and PwC. The Audit Committee also has discussed with PwC the matters required to be discussed under PCAOB standards. The Audit Committee has received the written disclosures and the letter from PwC required by applicable requirements of the PCAOB regarding PwC's communications with the Audit Committee concerning independence, and has discussed with PwC their independence from Goodyear.

Based on the review and discussions with management and PwC referred to above, the Audit Committee has recommended to the Board of Directors that Goodyear include the audited consolidated financial statements of Goodyear and subsidiaries for the year ended December 31, 2017 in Goodyear's Annual Report on Form 10-K for the year ended December 31, 2017 and in its 2017 Annual Report to Shareholders.

**THE AUDIT COMMITTEE**

Peter S. Hellman, Chairman

James A. Firestone

Werner Geissler

Laurette T. Koellner

Michael J. Morell

Table of Contents

**PROPOSAL 3 RATIFICATION OF APPOINTMENT OF INDEPENDENT REGISTERED PUBLIC ACCOUNTING FIRM**

The Audit Committee of the Board has the ultimate authority and responsibility to directly appoint, retain, compensate, oversee, evaluate, and, where appropriate, terminate the independent accountants. The Audit Committee has appointed PwC as the independent registered public accounting firm to audit Goodyear's consolidated financial statements as of and for the fiscal year ending December 31, 2018 and its internal control over financial reporting as of December 31, 2018. During fiscal year 2017, PwC served as Goodyear's independent registered public accounting firm and also provided audit-related, tax and other services. See "Principal Accountant Fees and Services" above.

PwC and its predecessor firms have been our independent auditors since 1898. The Audit Committee believes that our long-term engagement of PwC has several benefits:

**Improved audit quality** due to PwC's in-depth understanding of our global business, accounting policies, practices and systems, and internal controls.

**Improved audit efficiency and effectiveness** due to PwC's familiarity with the Company, which also results in a lower fee structure.

**Elimination of time and expense** inherent in on-boarding a new independent auditor.

The Audit Committee engages in an annual evaluation of the independent auditor's qualifications, performance and independence and periodically considers the advisability and potential impact of selecting a different independent registered public accounting firm. In accordance with SEC rules and PwC's policies, audit partners are subject to rotation requirements to limit the number of consecutive years an individual partner may provide service to us. For lead and concurring audit partners, the maximum number of consecutive years of service in that capacity is five years. We select the Company's lead audit partner pursuant to this rotation policy following meetings between the Chairman of the Audit Committee and candidates for that role, as well as discussion by the full Committee and with management.

The members of the Audit Committee believe that the continued retention of PwC to serve as Goodyear's independent registered public accounting firm is in the best interests of Goodyear and its shareholders. As a result, the following resolution will be presented by the Board of Directors at the Annual Meeting:

RESOLVED, that the appointment of PricewaterhouseCoopers LLP as the independent registered public accounting firm for the Company for the year ending December 31, 2018 is hereby ratified.

Ratification of the appointment of PwC requires the affirmative vote of a majority of our outstanding Common Stock. In the event the appointment of PwC is not ratified by the shareholders, the adverse vote will be deemed to be an

indication to the Audit Committee that it should consider selecting another independent registered public accounting firm for 2019.

Your Board of Directors unanimously recommends that shareholders vote FOR ratification of the appointment of PricewaterhouseCoopers LLP as our independent registered public accounting firm for 2018 (Proposal 3).

**Table of Contents**

**GENERAL INFORMATION**

**Goodyear's executive offices are located at:**

200 Innovation Way

Akron, Ohio 44316-0001

**Our telephone number is: 330-796-2121**

This Proxy Statement is furnished in connection with the solicitation of proxies by the Board of Directors of Goodyear to be voted at the Annual Meeting, and at any adjournments thereof, for the purposes set forth in the accompanying notice.

Our Annual Report to Shareholders for the year ended December 31, 2017 is enclosed with this Proxy Statement. The Annual Report is not considered part of the proxy solicitation materials. The approximate date on which this Proxy Statement and the related materials are first being sent to shareholders is March 9, 2018.

**Shares Voting**

Holders of Common Stock at the close of business on the record date are entitled to notice of, and to vote the shares of Common Stock they hold on the record date at, the Annual Meeting. As of the close of business on the record date, there were 240,478,880 shares of Common Stock outstanding and entitled to vote at the Annual Meeting. Each share of Common Stock is entitled to one vote.

**Vote Required**

In accordance with Goodyear's Articles of Incorporation, a director nominee must receive, in an uncontested election of directors, a greater number of votes cast for his or her election than against his or her election. You may not vote cumulatively in the election of directors.

Under Ohio law, an incumbent director who is not re-elected will continue in office as a holdover director until his or her successor is elected by a subsequent shareholder vote, or his or her earlier resignation, removal from office or death. In order to address holdover terms for any incumbent directors who fail to be re-elected under our majority vote standard, our Corporate Governance Guidelines provide that if a director nominee does not receive a majority affirmative vote, he or she will promptly offer his or her resignation as a director to the Board of Directors. Within 90 days, the Board will decide, after taking into account the recommendation of the Governance Committee (in each case excluding the nominee(s) in question), whether to accept the resignation. The Governance Committee and the Board may consider any relevant factors in deciding whether to accept a director's resignation. The Board's explanation of its decision shall be promptly disclosed in a filing with the Securities and Exchange Commission.





**Table of Contents**

**GENERAL INFORMATION**  
Vote Required

The affirmative vote of at least a majority of the shares of Common Stock outstanding on the record date is required for a management or shareholder proposal, other than an advisory vote, to be adopted at the Annual Meeting. When considering the results of advisory votes, the Board of Directors intends to consider only those votes actually cast at the Annual Meeting.

Abstentions and broker non-votes, which occur when your broker does not have discretionary voting authority on a matter and you do not provide voting instructions, have the same effect as votes against any proposal voted upon by shareholders but have no effect on the election of directors or advisory votes.

**VOTE REQUIREMENTS**

**Quorum**

To conduct business, at least a majority of shares entitled to vote must be represented, either in person or by proxy.

**Voting for**

**Director Nominees**

To serve on the Board, a greater number of votes must be cast for the nominee's election than against.

**Adjourned Meeting**

The holders of a majority of shares represented at the meeting, whether or not a quorum is present, may adjourn the meeting. If the time and place of the adjourned meeting is announced at the time adjournment is taken, no other notice need be given.

**Voting Shares Held in Street Name**

**Voting for Proposals**

**PROPOSAL 2** *Advisory Vote on Executive Compensation*

Majority of votes actually cast at the meeting

**PROPOSAL 3** *Ratification of Appointment of Independent Registered Public Accounting Firm*

Majority of our outstanding Common Stock

If your shares are held in a stock brokerage account or by a bank or other nominee, you are considered the beneficial owner of shares held in street name, and these proxy materials are being forwarded to you by your broker, bank or nominee who is considered the shareholder of record with respect to those shares. As the beneficial owner, you have the right to direct your broker, bank or nominee on how to vote and are also invited to attend the Annual Meeting. Your broker, bank or nominee has enclosed a voting instruction card for you to use in directing the broker, bank or nominee regarding how to vote your shares. If you do not return the voting instruction card, the broker or other nominee will determine if it has the discretionary authority to vote on the particular matter. Under applicable rules, brokers have the discretion to vote only on matters deemed to be routine, such as the ratification of the selection of an accounting firm (Proposal 3). The election of directors (Proposal 1) and the executive compensation advisory vote (Proposal 2) are not considered to be routine matters, and your broker will not

Table of Contents

**GENERAL INFORMATION**  
Voting Shares Held in Street Name

have discretion to vote on those matters unless you specifically instruct your broker to do so by returning your signed voting instruction card. If you do not provide voting instructions to your broker, your shares will not be voted for any director nominee or on any matter on which your broker does not have discretionary authority (resulting in a broker non-vote).

**Savings Plan Shares**

A separate Confidential Voting Instructions card is being sent to each employee or former employee participating in the Goodyear Common Stock fund of certain employee savings plans. Shares of Common Stock held in the trusts for these plans will be voted by the trustee as instructed by the plan participants who participate in the Goodyear Common Stock fund. Shares held in the trusts for which voting instructions are not received will be voted by the trustee in the same proportion as it votes shares for which voting instructions were received from participants in the Goodyear Common Stock fund of the applicable trust.

**Voting of Proxy**

**Important Notice Regarding the Availability of Proxy Materials for the Annual Meeting of Shareholders to be Held on April 9, 2018:**

**The Proxy Statement, Proxy Card and Annual Report to Shareholders for the year ended December 31, 2017 are available at [www.proxyvote.com](http://www.proxyvote.com).**

David L. Bialosky, Laura K. Thompson and Daniel T. Young have been designated as proxies to vote shares of Common Stock in accordance with your instructions. You may give your instructions using the accompanying proxy card, via the internet or by telephone.

You may vote your shares using the internet by accessing the following web site: <http://www.proxyvote.com> or by making a toll-free telephone call within the United States of America or Canada using a touch-tone telephone to the toll-free number provided on your proxy card, or if you hold your shares in street name, on the voting instruction card provided by your broker or nominee.

Your shares will be voted for the twelve nominees identified at pages 12 through 18, unless your instructions are to vote against any one or more of the nominees.

Your Board of Directors anticipates that all of the nominees named will be available for election. In the event an unexpected vacancy occurs, your proxy may be voted for the election of a new nominee designated by the Board of Directors.

Proxies received and not revoked prior to the Annual Meeting will be voted in favor of Proposals 2 and 3, unless your instructions are otherwise.



Table of Contents

**GENERAL INFORMATION**  
Revocability of Proxy

Revocability of Proxy

You may revoke or revise your proxy (whether given by mail, via the internet or by telephone) by the delivery of a later proxy or by giving notice to Goodyear in writing or in open meeting. Your proxy revocation or revision will not affect any vote already taken. If you hold your shares in street name please refer to the information forwarded by your broker, bank or nominee who is considered the shareholder of record for procedures on revoking or changing your voting instructions.

Confidentiality

Your vote will be confidential except (a) as may be required by law, (b) as may be necessary for Goodyear to assert or defend claims, (c) in the case of a contested election of director(s), or (d) at your express request.

Shareholders Sharing The Same Address

Goodyear has adopted a procedure called householding, which has been approved by the Securities and Exchange Commission. Under this procedure, Goodyear is delivering only one copy of the Annual Report and Proxy Statement to multiple shareholders who share the same address and have the same last name, unless Goodyear has received contrary instructions from an affected shareholder. This procedure reduces Goodyear's printing costs, mailing costs and fees. Shareholders who participate in householding will continue to receive separate proxy cards.

Goodyear will deliver promptly upon written or oral request a separate copy of the Annual Report and Proxy Statement to any shareholder at a shared address to which a single copy of either of those documents was delivered. To receive a separate copy of the Annual Report or Proxy Statement, you may write or call Goodyear's Investor Relations Department at The Goodyear Tire & Rubber Company, 200 Innovation Way, Akron, Ohio 44316-0001, Attention: Investor Relations, telephone (330) 796-3751. You may also access Goodyear's Annual Report and Proxy Statement on the Investor Relations section of Goodyear's website at [www.goodyear.com](http://www.goodyear.com) or at [www.proxyvote.com](http://www.proxyvote.com).

If you are a holder of record and would like to revoke your householding consent and receive a separate copy of the Annual Report or Proxy Statement in the future, please contact Broadridge Financial Solutions, either by calling toll free at (866) 540-7095 or by writing to Broadridge Financial Solutions, 51 Mercedes Way, Edgewood, New York 11717, Attention: Householding Department. You will be removed from the householding program within 30 days of receipt of the revocation of your consent.

Any shareholders of record who share the same address and currently receive multiple copies of Goodyear's Annual Report and Proxy Statement who wish to receive only one copy of these materials per household in the future should contact Goodyear's Investor Relations Department at the address or telephone number listed above to participate in the householding program.

A number of brokerage firms have instituted householding. If you hold your shares in street name, please contact your bank, broker or other holder of record to request information about householding.

Table of Contents

**GENERAL INFORMATION**  
Form 10-K

Form 10-K

**Goodyear will mail without charge, upon written request, a copy of Goodyear's Annual Report on Form 10-K for the fiscal year ended December 31, 2017, including the Consolidated Financial Statements, schedules and list of exhibits, and any particular exhibit specifically requested. Requests should be sent to: The Goodyear Tire & Rubber Company, 200 Innovation Way, Akron, Ohio 44316-0001, Attn: Investor Relations. The Annual Report on Form 10-K is also available at [www.goodyear.com](http://www.goodyear.com).**

Costs of Solicitation

The costs of soliciting proxies will be borne by Goodyear. Goodyear has retained D.F. King & Co., Inc., 48 Wall Street, New York, New York 10005, to assist in distributing proxy materials and soliciting proxies for an estimated fee of \$14,000, plus reimbursement of reasonable out-of-pocket expenses. D.F. King & Co. may solicit proxies from shareholders by mail, telephone or the internet. In addition, officers or other employees of Goodyear may, without additional compensation, solicit proxies in person or by telephone or the internet.

Submission of Shareholder Proposals and Nominations

If a shareholder desires to have a proposal included in the proxy materials of the Board of Directors for the 2019 Annual Meeting of Shareholders, such proposal shall conform to the applicable proxy rules of the Securities and Exchange Commission concerning the submission and content of proposals, including Rule 14a-8 under the Securities Exchange Act of 1934, as amended, and must be received by Goodyear prior to the close of business on November 9, 2018. If an eligible shareholder, or a group of up to 20 eligible shareholders, desires to have a candidate for election as a director included in the proxy materials of the Board of Directors (a proxy access nominee) for the 2019 Annual Meeting of Shareholders, such nomination shall conform to the applicable requirements set forth in Article II, Section 2A of the Company's Code of Regulations and any applicable regulations of the Securities and Exchange Commission concerning the submission and content of proxy access nominations, and must be submitted to the Secretary at the principal executive offices of the Company not earlier than October 10, 2018 and not later than the close of business on November 9, 2018. In addition, if a shareholder intends to present a proposal or other business (not including a proposal submitted for inclusion in our proxy materials pursuant to Rule 14a-8) or to nominate a candidate for election as a director (not including a proxy access nominee) at the 2019 Annual Meeting of Shareholders, the shareholder's notice must be delivered to, or mailed and received by, the Secretary at the principal executive offices of the Company not earlier than December 10, 2018 and not later than the close of business on January 9, 2019. If notice of a proposal or a director nomination is not received by the Company in accordance with the dates specified pursuant to Rule 14a-8 or in the Code of Regulations, as the case may be, then the proposal or director nomination will be deemed untimely and we will have the right to exclude the proposal or director nomination from consideration at the meeting and/or to exercise discretionary voting authority and vote proxies returned to us with respect to such proposal or director nomination. Shareholder proposals or director nominations should be sent to the executive offices of Goodyear, 200 Innovation Way, Akron, Ohio 44316-0001, Attention: Office of the Secretary.





Table of Contents

**GENERAL INFORMATION**  
Submission of Shareholder Proposals and Nominations

For a proposal or director nomination to be properly presented at an annual meeting of shareholders, a shareholder must comply with the deadlines described in the preceding paragraph, as well as all of the other requirements of the Code of Regulations. Goodyear reserves the right to reject, rule out of order, or take other appropriate action with respect to any proposal or director nomination that does not comply with these and other applicable requirements.

**OTHER BUSINESS**

Your Board of Directors does not intend to bring any other business before the Annual Meeting and is not aware of any other business intended to be presented by any other person.

After the conclusion of the matters described above, shareholders will have an opportunity to ask appropriate questions regarding Goodyear and its operations.

If any other matters properly come before the Annual Meeting, your proxy will be voted by Mr. Bialosky, Ms. Thompson or Mr. Young in such manner as they, in their discretion, deem appropriate.

March 9, 2018

By Order of the Board of Directors

DAVID L. BIALOSKY

Secretary

**Table of Contents****EXHIBIT A**

## Use of Non-GAAP Financial Measures

RECONCILIATION FOR SEGMENT OPERATING INCOME<sup>(a)</sup>

(\$ in millions)	Twelve Months Ended December 31,		
	2017	2016	2015
Total Segment Operating Income	\$ 1,522	\$ 1,985	\$ 2,020
Rationalizations	(135)	(210)	(114)
Interest Expense	(335)	(372)	(438)
Other Income (Expense)	(8)	10	141
Asset Write-offs & Accelerated Depreciation	(40)	(20)	(8)
Corporate Incentive Compensation Plans	(33)	(76)	(103)
Pension Curtailments/Settlements	(19)	(16)	(137)
Intercompany Profit Elimination	(2)	(2)	(3)
Loss on Deconsolidation of Venezuelan Subsidiary			(646)
Retained Expenses of Divested Operations	(13)	(18)	(14)
Other	(59)	(74)	(90)
Income Before Income Taxes	\$ 878	\$ 1,207	\$ 608
United States and Foreign Tax Expense (Benefit)	513	(77)	232
Less: Minority Shareholders Net Income	19	20	69
Goodyear Net Income	\$ 346	\$ 1,264	\$ 307

(a) Restated for the new accounting guidance on the presentation of debt issuance and amortization costs.

**Table of Contents**

Goodyear's newest blimp Wingfoot Two.

The Goodyear Tire & Rubber Company is recognized as **the world's most admired tiremaker** by *Fortune* magazine, marking the fifth consecutive year for the Company to receive this honor. The annual list identifies the companies that enjoy the strongest reputations within their industries and across industries.

Goodyear was the **Number 1 ranked U.S.-based company** and ranked **Number 2 overall** among all companies in *Fortune's* World's Most Admired Companies **Motor Vehicle Parts category** in the March 2017 issue of the magazine. Goodyear led its global tire competitors in the overall rankings, as well as in seven of nine key attributes measured.

Started in 1983, the *Fortune* Most Admired list is considered the definitive report card on corporate reputations. The project surveys senior executives, outside directors and industry analysts to determine a company's overall reputation by evaluating key business attributes.

Published since 1930, *Fortune* is a global leader in business journalism.

**World's Most Admired**

**Tiremaker**

*Fortune* Magazine March 2017

Motor Vehicle Parts

Goodyear Ranking:

#1 in U.S.

#2 Overall

KEY ATTRIBUTES MEASURED BY *FORTUNE* MAGAZINE

Innovation

Financial Soundness

People Management

Long-Term Investment

Use of Assets

Product/Service Quality

Social Responsibility

Global Competitiveness

Management Quality

For more information about Goodyear, visit our website at [www.goodyear.com](http://www.goodyear.com).

Please note, however, that information contained on the website is not incorporated by reference in this Proxy Statement or considered to be a part of this document.

Table of Contents

THE GOODYEAR TIRE & RUBBER COMPANY

200 Innovation Way

Akron, Ohio 44316

Goodyear is one of the world's leading tire companies, with operations in most regions of the world. Together with its U.S. and international subsidiaries, Goodyear develops, manufactures, markets and distributes tires for most applications. It also manufactures and markets rubber-related chemicals for various applications. Goodyear is one of the world's largest operators of commercial truck service and

tire retreading centers. In addition, it operates approximately 1,000 tire and auto service center outlets where it offers its products for retail sale and provides automotive repair and other services. Goodyear manufactures its products in 48 facilities in 22 countries. It has marketing operations in almost every country around the world. It employs approximately 64,000 people around the world.

**Table of Contents**

*C/O COMPUTERSHARE TRUST COMPANY, N.A.*

*P.O. BOX 43079*

*PROVIDENCE, RI 02940-3078*

**VOTE BY INTERNET - [www.proxyvote.com](http://www.proxyvote.com)**

Use the Internet to transmit your voting instructions and for electronic delivery of information up until 11:59 P.M. Eastern Time on April 8, 2018. Have your proxy card in hand when you access the web site and follow the instructions to obtain your records and to create an electronic voting instruction form.

**ELECTRONIC DELIVERY OF FUTURE SHAREHOLDER COMMUNICATIONS**

If you would like to reduce the costs incurred by The Goodyear Tire & Rubber Company in mailing proxy materials, you can consent to receiving all future proxy statements, proxy cards and annual reports electronically via e-mail or the Internet. To sign up for electronic delivery, please follow the instructions above to vote using the Internet and, when prompted, indicate that you agree to receive or access shareholder communications electronically in future years.

**VOTE BY TELEPHONE - 1-800-690-6903**

Use any touch-tone telephone to transmit your voting instructions up until 11:59 P.M. Eastern Time on April 8, 2018. Have your proxy card in hand when you call and then follow the instructions.

**VOTE BY MAIL**

Mark, sign and date your proxy card and return it in the postage-paid envelope we have provided or return it to The Goodyear Tire & Rubber Company, c/o Broadridge, 51 Mercedes Way, Edgewood, NY 11717.

**If you vote via the Internet or by phone,**

**please do not mail your card.**

**Your vote is important. Please vote immediately.**

TO VOTE, MARK BLOCKS BELOW IN BLUE OR BLACK INK AS FOLLOWS:

E38055-P01611

KEEP THIS PORTION FOR YOUR RECORDS  
DETACH AND RETURN THIS PORTION ONLY

**THIS PROXY CARD IS VALID ONLY WHEN SIGNED AND DATED.**

**THE GOODYEAR TIRE & RUBBER  
COMPANY**

**The Board of Directors recommends that you vote**

**FOR the election of all Nominees.**

ITEM 1. Election of  
Directors

NOMINEES:                      **For    Against    Abstain**

**For    Against    Abstain**

1a) James A.  
Firestone

1b) Werner Geissler

1j) Stephanie A. Streeter

1c) Peter S. Hellman

1 k )     T h o m a s   H .  
Weidemeyer

1d) Lorette T.  
Koellner

1l) Michael R. Wessel

1e) Richard J.  
Kramer

**The Board of Directors  
recommends that you vote  
FOR the following proposals.**

1f) W. Alan  
McCullough

ITEM 2. Advisory vote to  
approve executive  
compensation.

1g) John E.  
McGlade

ITEM 3. Ratification of  
appointment of  
PricewaterhouseCoopers LLP  
as Independent Registered  
Public Accounting Firm.

1h) Michael J.  
Morell



1i) Roderick A.  
Palmore  
Please indicate if you  
plan to attend this  
meeting.

Yes No

**Please sign name exactly as it appears above. Each joint owner should sign. Please indicate title if you are signing as executor, administrator, trustee, custodian, guardian or corporate officer.**

**The undersigned hereby acknowledges receipt of the Notice of 2018 Annual Meeting of Shareholders and Proxy Statement.**

Signature [PLEASE SIGN  
WITHIN BOX]      Date

Signature (Joint Owners)      Date

**Table of Contents**

**ANNUAL MEETING OF SHAREHOLDERS**

**THE GOODYEAR TIRE & RUBBER COMPANY**

**APRIL 9, 2018**

**4:30 P.M.**

**HILTON AKRON/FAIRLAWN**

**3180 WEST MARKET STREET**

**AKRON, OHIO**

**PLEASE VOTE YOUR VOTE IS IMPORTANT**

**Important Notice Regarding the Availability of Proxy Materials for the Annual Meeting:**

The 2018 Notice and Proxy Statement and 2017 Annual Report are available at [www.proxyvote.com](http://www.proxyvote.com).

E38056-P01611

**THE GOODYEAR TIRE & RUBBER COMPANY**

**PROXY FOR 2018 ANNUAL MEETING OF SHAREHOLDERS**

**SOLICITED ON BEHALF OF THE BOARD OF DIRECTORS**

The undersigned, a holder (or designated proxy) of shares of the Common Stock of The Goodyear Tire & Rubber Company, hereby appoints David L. Bialosky, Laura K. Thompson and Daniel T. Young and each or any of them, the proxies or proxy of the undersigned, with full power of substitution, to represent the undersigned, and to vote all of the shares of Common Stock that the undersigned is entitled to vote, at the Annual Meeting of Shareholders of the Company to be held at the Hilton Akron/Fairlawn in Akron, Ohio, on Monday, April 9, 2018, at 4:30 P.M., Akron time, and at any and all adjournments thereof; with the power to vote said shares for the election of twelve Directors of the Company, upon the other matters listed on the reverse side hereof and upon all other matters as may properly come before the meeting or any adjournment thereof. This Proxy is given and is to be construed according to the laws of the State of Ohio.

**If you sign and return this card without marking, this proxy card will be treated as being FOR the election of Directors and FOR Items 2 and 3.**

**If you plan to attend the 2018 ANNUAL MEETING, please mark the box indicated on the reverse side.**

**THIS PROXY IS CONTINUED ON THE REVERSE SIDE.**

**PLEASE MARK, DATE AND SIGN ON THE REVERSE SIDE AND RETURN PROMPTLY IN THE ENCLOSED ENVELOPE.**

**Table of Contents**

*C/O COMPUTERSHARE TRUST COMPANY, N.A.*

*P.O. BOX 43079*

*PROVIDENCE, RI 02940-3078*

**VOTE BY INTERNET - [www.proxyvote.com](http://www.proxyvote.com)**

Use the Internet to transmit your voting instructions and for electronic delivery of information up until 11:59 P.M. Eastern Time on April 4, 2018. Have your voting instruction card in hand when you access the web site and follow the instructions to obtain your records and to create an electronic voting instruction form.

**ELECTRONIC DELIVERY OF FUTURE SHAREHOLDER COMMUNICATIONS**

If you would like to reduce the costs incurred by The Goodyear Tire & Rubber Company in mailing proxy materials, you can consent to receiving all future proxy statements, voting instruction cards and annual reports electronically via e-mail or the Internet. To sign up for electronic delivery, please follow the instructions above to vote using the Internet and, when prompted, indicate that you agree to receive or access shareholder communications electronically in future years.

**VOTE BY TELEPHONE - 1-800-690-6903**

Use any touch-tone telephone to transmit your voting instructions up until 11:59 P.M. Eastern Time on April 4, 2018. Have your voting instruction card in hand when you call and then follow the instructions.

**VOTE BY MAIL**

Mark, sign and date your voting instruction card and return it in the postage-paid envelope we have provided or return it to The Goodyear Tire & Rubber Company, c/o Broadridge, 51 Mercedes Way, Edgewood, NY 11717.

**If you vote via the Internet or by phone,**

**please do not mail your card.**

**Your vote is important. Please vote immediately.**

TO VOTE, MARK BLOCKS BELOW IN BLUE OR BLACK INK AS FOLLOWS:

E38055-P01611

KEEP THIS PORTION FOR YOUR RECORDS  
DETACH AND RETURN THIS PORTION ONLY

**THIS VOTING INSTRUCTION CARD IS VALID ONLY WHEN SIGNED AND DATED.**

**THE GOODYEAR TIRE & RUBBER  
COMPANY**

**The Board of Directors recommends that you vote**

**FOR the election of all Nominees.**

ITEM 1. Election of  
Directors

NOMINEES:                      **For    Against    Abstain**

**For    Against    Abstain**

1a) James A.  
Firestone

1b) Werner Geissler

1j) Stephanie A. Streeter

1c) Peter S. Hellman

1k) Thomas H. Weidemeyer

1d) Laurette T.  
Koellner

1l) Michael R. Wessel

1e) Richard J.  
Kramer

**The Board of Directors  
recommends that you vote FOR  
the following proposals.**

1f) W. Alan  
McCullough

ITEM 2. Advisory vote to approve  
executive compensation.

1g) John E.  
McGlade

ITEM 3. Ratification of  
appointment of  
PricewaterhouseCoopers LLP as  
Independent Registered Public  
Accounting Firm.

1h) Michael J.  
Morell

1i) Roderick A.  
Palmore

Please indicate if you  
plan to attend this  
meeting.

Yes No

**Authorization: I acknowledge receipt of the Notice of 2018 Annual Meeting of Shareholders and Proxy Statement. I hereby instruct the trustee to vote by proxy, in the form solicited by the Board of Directors, the number of full shares in this Plan account(s) as specified above, or, if not specified above, as recommended by the Board of Directors.**

Signature [PLEASE SIGN  
WITHIN BOX]      Date

Signature (Joint Owners)      Date

**Table of Contents**

**ANNUAL MEETING OF SHAREHOLDERS**

**THE GOODYEAR TIRE & RUBBER COMPANY**

**APRIL 9, 2018**

**4:30 P.M.**

**HILTON AKRON/FAIRLAWN**

**3180 WEST MARKET STREET**

**AKRON, OHIO**

**PLEASE VOTE YOUR VOTE IS IMPORTANT**

**Important Notice Regarding the Availability of Proxy Materials for the Annual Meeting:**

The 2018 Notice and Proxy Statement and 2017 Annual Report are available at [www.proxyvote.com](http://www.proxyvote.com).

E38058-P01611

**CONFIDENTIAL VOTING INSTRUCTIONS 2018 ANNUAL MEETING OF SHAREHOLDERS**

**FOR EMPLOYEE SAVINGS AND OTHER PLANS**

**Solicited on Behalf of the Board of Directors**

**April 9, 2018**

The proxy soliciting materials furnished by the Board of Directors of The Goodyear Tire & Rubber Company in connection with the Annual Meeting of Shareholders to be held on Monday, April 9, 2018, are delivered herewith.

Under each employee savings or similar plan in which you participate, you have the right to give written instructions to the trustee for such plan to vote as you specify the number of full shares of Common Stock of The Goodyear Tire & Rubber Company representing your proportionate interest in each such plan on February 15, 2018.

As a participant in and a named fiduciary (i.e., the responsible party identified in the voting section of each Plan Document) under an employee savings plan or other similar plan, you have the right to direct The Northern Trust Company, as trustee, how to vote the shares of Common Stock of The Goodyear Tire & Rubber Company allocated to this account under such plan as well as a portion of any shares for which no timely voting instructions are received from other participants. Each savings plan provides that the trustee will vote the shares for which voting instructions have not been received in the same proportion as it votes the shares for which it has received such instructions unless to do so would be inconsistent with the trustee's duties. If you wish to have the shares allocated to this account under the plan as well as a portion of any shares for which no timely voting instructions are received from other participants voted by the trustee in accordance with your instructions, please sign the authorization on the reverse side of this card and return it in the enclosed envelope or give your instructions by telephone or via the Internet.

I hereby instruct the trustee to vote (or cause to be voted) all shares of Common Stock of The Goodyear Tire & Rubber Company credited to this account under each plan on February 15, 2018, at the Annual Meeting of Shareholders to be held on April 9, 2018, and at any adjournment thereof as indicated on the reverse side hereof and upon all other matters as may properly come before the meeting or any adjournment thereof.

**Unless otherwise specified on the reverse side, if you give your instructions by signing and returning this card, or by telephone or via the Internet, the Trustee will vote FOR the election of Directors and FOR Items 2 and 3.**

**If you plan to attend the 2018 ANNUAL MEETING, please mark the box indicated on the reverse side.**

**THIS CONFIDENTIAL VOTING INSTRUCTION CARD IS CONTINUED ON THE REVERSE SIDE.**

**PLEASE MARK, DATE AND SIGN ON THE REVERSE SIDE AND RETURN PROMPTLY IN THE ENCLOSED ENVELOPE.**